

Industrial Areamaster™ Generation 2 LED Luminaire

Floodlight for Ordinary Locations

NEC/CEC:
 Marine outside type (salt water) for USA Only
 Wet locations
 Type 3R, 4, 4X
 IP66/67

Applications

- Powerful, efficient weatherproof lighting for applications such as:
 - Security lighting
 - Production facilities
 - Warehouses
 - Processing plants
 - Storage areas
 - Parking garages and lots

Features

- Three lumen outputs provide up to 19,500 lumens.

Nominal Lumens ①	Wattage (W)	Efficacy (lpw)	HID Equivalent	Model Number
9,500	70	136	175W-250W	IAMLGL6
15,000	110	136	250W-400W	IAMLGL7
19,500	150	130	400W-750W	IAMLGL8

① Nominal lumen value for 5000K, detailed lumen information provided in tables.

- Choice of optics for optimal light distribution in a variety of applications.
- Separate field wiring compartment with screw terminal block for easy and secure connection (can accept UL/CSA 26-10AWG).
- Two 3/4" NPT entries provided.
- Yoke bracket is designed to accommodate traditional Areamaster brackets and slipfitters for easy retrofit.
- Choice of color temperature (CCT); 5000K cool white or 3000K warm white.
- Rugged and compact housing with superior thermal design translates to long luminaire life.
- Heavy duty, high temperature silicone rubber gaskets.
- Thermal shock and impact resistant clear or frosted glass lens.
- Standard 6KV surge protection.
- Captive fasteners secure one piece lens.
- Field replaceable LED driver and lens cover.
- Ambient Temperature ranges from:
 - IAMLGL6, IAMLGL7 and IAMLGL8 from -40 °C to +65 °C (-40 °F to +149 °F)

Options

- Improved safety cable design with multiple retention points, purchase separately
- Guard and visor available, purchase separately
- Slip-fitters and mounting brackets available for easy pole or wall mounting
- 10KV Surge Protection



Floodlight

Standard Materials

- Housing and lens door: copperfree (4/10 of 1% max.) aluminum
- Gaskets: silicone rubber
- Yoke: zinc plated HR steel
- Bolts: stainless steel
- Close up plugs: (1) aluminum provided
- Guard and safety cable: stainless steel
- Visor: Aluminum

Standard Finishes

- Housing, lens cover, visor and yoke mount: architectural bronze polyester

Related Products

- Round Tapered Steel Poles
- Hinged Steel Poled
- Square Tapered Steel Poles
- Square Steel Poles
- Floodlight Mounting Brackets

LED/FLOODLIGHTS: NEC/CEC ORDINARY LOCATION

Appleton

Industrial Areamaster™ Generation 2 LED Luminaire Floodlight for Ordinary Locations

NEC/CEC:
Marine outside type (salt water) for USA Only
Wet locations
 Type 3R, 4, 4X
 IP66/67

NEC/CEC Certifications and Compliances

- UL Standards:
 - UL1598, Luminaires
 - UL1598A, Luminaires for Installation on Marine Vessels
- CSA Standards:
 - CSA C22.2 No. 250.0, Luminaires
- cCSAus: 164460, Certificate Number: 70073607

DesignLights™ Consortium (for the following models)

- All models pending.



LED/FLOODLIGHTS: NEC/CEC ORDINARY LOCATION

Order using catalog numbering guides below or select catalog number from tables on following pages.

IAMLG	LZ	C	G	Z	BU	S
Series: IAMLG: Areamaster 2 LED Series	Lumen Level: L6 - 9K L7 - 15K L8 - 19K	Color Temp CCT: C - 5000K W - 3000K ①	Diffusion: G - Clear Glass F - Frosted Glass ②	6 = 7x7 (non-optic) 7 = 7X6	Voltage: BU = 120V-277Vac 50/60 Hz, 170-300Vdc BH = 347-480Vac 50/60 Hz	F - Fusing ③ S - 10 KV Surge Protection

Lumen Output Tables ④:

Lumen Output for Clear Glass Lens			
	IAMLGL6	IAMLGL7	IAMLGL8
NEMA 7x7 (Non Optic), 5000K CCT, CRI 70	9,900	15,300	19,900
NEMA 7x6, 3000K CCT, CRI 80	8,100	11,900	15,500
NEMA 7x6, 5000K CCT, CRI 70	9,000	14,200	18,400

Lumen Output for Frosted Glass Lens			
	IAMLGL6	IAMLGL7	IAMLGL8
NEMA 7x7 (Non Optic), 5000K CCT	8,000	12,600	16,300

① 3000K CCT (warm) is not available with NEMA 7x7 light pattern
 ② Frosted Glass is only available with NEMA 7x7 light pattern
 ③ Use of fuse voids Marine rating.
 ④ All lumen values are typical (tolerance +/-10%).



Industrial Areamaster™ Generation 2 LED Luminaire

Floodlight for Ordinary Locations

NEC/CEC:
 Marine outside type (salt water) for USA Only
 Wet locations
 Type 3R, 4, 4X
 IP66/67

Electrical Ratings ①

Model Number	Voltage Suffix	Voltage (V)	Input Power (Watts)	Input Current (Amps)	Power Factor (PF)	Total Harmonic Distortion (THD)
IAMLGL6	BU	120 Vac	73	0.62	>.9	<20%
		277 Vac	71	0.27		
		170 Vdc	69	0.41	N/A	N/A
		300 Vdc	68	0.23		
BH	347 Vac	71	0.21	>.9	<20%	
	480 Vac	71	0.16			
IAMLGL7	BU	120 Vac	111	0.94	>.9	<20%
		277 Vac	106	0.43		
		170 Vdc	113	0.67	N/A	N/A
		300 Vdc	111	0.37		
BH	347 Vac	115	0.33	>.9	<20%	
	480 Vac	115	0.25			
IAMLGL8	BU	120 Vac	154	1.30	>.9	<20%
		277 Vac	146	0.56		
		170 Vdc	156	0.92	N/A	N/A
		300 Vdc	152	0.51		
BH	347 Vac	150	0.43	>.9	<20%	
	480 Vac	149	0.32			

Luminaire Category	Image	Frontal Projected Area (FPA) ft ²	Drag Coefficient (DC)	Effective Projected Area (EPA) = FPA*DC ft ²
90° to Ground-Worst Case Mounting		1.52	1.20	1.82
45° to Ground-Standard Mounting		1.07	1.2	1.28

Surge Protection: Integral 6KV surge protection. Option for up to 10KV surge protection. (cCSAus only).

① All ratings are typical.

Industrial Areamaster™ Generation 2 LED Luminaire Floodlight for Ordinary Locations

NEC/CEC:
Marine outside type (salt water) for USA Only
Wet locations
Type 3R, 4, 4X
IP66/67

CCT	Lumen Output	Wattage	Efficacy (lm/W)	Optical Pattern	Catalog Number ①
Clear Glass					
120-277 Vac/170-300 Vdc					
5000K (cool white)	9900	70	141	NEMA 7x7 (150°x150°)	IAMLGL6CG6BU
5000K (cool white)	9000	70	129	NEMA 7x6 (136°x113°)	IAMLGL6CG7BU
3000K (warm white)	8100	70	116	NEMA 7x6 (136°x113°)	IAMLGL6WG7BU
5000K (cool white)	15300	111	138	NEMA 7x7 (150°x150°)	IAMLGL7CG6BU
5000K (cool white)	14200	111	128	NEMA 7x6 (136°x113°)	IAMLGL7CG7BU
3000K (warm white)	11900	111	107	NEMA 7x6 (136°x113°)	IAMLGL7WG7BU
5000K (cool white)	19900	158	126	NEMA 7x7 (150°x150°)	IAMLGL8CG6BU
5000K (cool white)	18400	158	116	NEMA 7x6 (136°x113°)	IAMLGL8CG7BU
3000K (warm white)	15500	158	98	NEMA 7x6 (136°x113°)	IAMLGL8WG7BU
347-480 Vac					
5000K (cool white)	9900	71	139	NEMA 7x7 (150°x150°)	IAMLGL6CG6BH
5000K (cool white)	9000	71	127	NEMA 7x6 (136°x113°)	IAMLGL6CG7BH
3000K (warm white)	8100	71	114	NEMA 7x6 (136°x113°)	IAMLGL6WG7BH
5000K (cool white)	15300	115	133	NEMA 7x7 (150°x150°)	IAMLGL7CG6BH
5000K (cool white)	14200	115	123	NEMA 7x6 (136°x113°)	IAMLGL7CG7BH
3000K (warm white)	11900	109	109	NEMA 7x6 (136°x113°)	IAMLGL7WG7BH
5000K (cool white)	19900	157	127	NEMA 7x7 (150°x150°)	IAMLGL8CG6BH
5000K (cool white)	18400	157	117	NEMA 7x6 (136°x113°)	IAMLGL8CG7BH
3000K (warm white)	15500	150	103	NEMA 7x6 (136°x113°)	IAMLGL8WG7BH
Frosted Glass					
120-277 Vac/170-300 Vdc					
5000K (cool white)	8100	70	116	NEMA 7x7 (150°x150°)	IAMLGL6CF6BU
5000K (cool white)	12700	111	114	NEMA 7x7 (150°x150°)	IAMLGL7CF6BU
5000K (cool white)	16500	158	104	NEMA 7x7 (150°x150°)	IAMLGL8CF6BU
347-480 Vac					
5000K (cool white)	8100	71	114	NEMA 7x7 (150°x150°)	IAMLGL6CF6BH
5000K (cool white)	12700	115	110	NEMA 7x7 (150°x150°)	IAMLGL7CF6BH
5000K (cool white)	16500	157	105	NEMA 7x7 (150x150)	IAMLGL8CF6BH



LED/FLOODLIGHTS: NEC/CEC ORDINARY LOCATION



① For Fusing option, add suffix **F** to end of part number, example AMLGL8CG6BUF.
For 10KV surge protection, add suffix **S** to end of part number, example AMLGL7CG7BUS.
For both Fusing and 10KV surge, add suffix **FS** to end of part number, example AMLGL8CG7BUFS.

Industrial Areamaster™ Generation 2 LED Luminaire Floodlight for Ordinary Locations

NEC/CEC:
Marine outside type (salt water) for USA Only
Wet locations
Type 3R, 4, 4X
IP66/67

Accessories and Replacement Parts

	Description	Catalog Number
Crossarm Mounting Bracket		
	Has 180° horizontal adjustment — degree marked. Facilitates mounting floodlight to crossarm or other flat surface, or to G-AM-8-WB. Includes floodlight yoke bolts. Malleable iron, zinc plated, chromate sealed, architectural bronze polyester finish.	G-AM-8-CA
Pipe or Wall Mount Bracket		
	Used with G-AM-8-CA. Clamps to 1" to 2-1/2" pipe, vertical or horizontal, or mounts on flat surfaces. Includes U-bolt and crossarm bracket bolts. Malleable iron, zinc plated, chromate sealed, with architectural bronze polyester finish.	G-AM-8-WB
 <p>Crossarm Mounting Bracket (G-AM-8-CA) used with Pipe or Wall Mount Bracket (G-AM-8-WB).</p>		
Poletop Slip-Fitter		
	Slip-fits 1-1/2" or 2" pipe size poletop tenons. Includes floodlight yoke bolts, 3 locking bolts, and cord grip. Body is malleable iron-zinc plated, chromate sealed, with cast aluminum cap. Assembly has architectural bronze polyester finish.	G-SF20
	Slip-fits 1" or 1-1/2" pipe size poletop tenons. Includes floodlight yoke bolts, 3 locking bolts, and cord grip. Body is malleable iron-zinc plated, chromate sealed, with cast aluminum cap. Assembly has architectural bronze polyester finish.	AMLEDSF1
Poletop Slip-Fitter		
	Slip-fits 2" or 2-1/2" poletop tenons. Includes floodlight yoke bolts, 3 locking bolts, and cord grip. Malleable iron, zinc plated, chromate sealed, with architectural bronze polyester finish.	G-AM-8-SF

LED/FLOODLIGHTS: NEC/CEC ORDINARY LOCATION


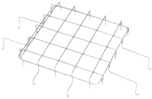



Appleton®

Industrial Areamaster™ Generation 2 LED Luminaire

Floodlight for Ordinary Locations

NEC/CEC:
Marine outside type (salt water) for USA Only
Wet locations
 Type 3R, 4, 4X
 IP66/67

Accessories and Replacement Parts

	Description	Catalog Number
Wall Mount Bracket		
	Used with G-AM-8-SF and GSF-20 to provide a wall mounting option. Galvanized Steel.	GPSWB6GAL
Wire Guard		
	Stainless steel.	LGGUARD
Safety Cable		
	Stainless steel.	LEDSC
Visor		
	Steel with architectural bronze polyester finish. For Dark Sky Friendly design.	AMLGV
Portable Floodlight Base		
	Portable floodlight base for temporary lighting applications. To be used with wire guard. Malleable iron with architectural bronze polyester finish.	G-AM-PFB

LED/FLOODLIGHTS: NEC/CEC ORDINARY LOCATION

Appleton

Industrial Areamaster™ Generation 2 LED Luminaire

Floodlight for Ordinary Locations

NEC/CEC:
 Marine outside type (salt water) for USA Only
 Wet locations
 Type 3R, 4, 4X
 IP66/67

Replacement Covers



AMLGCLEAR
 AMLGFROST

LED/FLOODLIGHTS: NEC/CEC ORDINARY LOCATION

	Voltage	Driver Wattage	Constant Current Setting	Luminaire Model	CCT	Catalog Number
--	---------	----------------	--------------------------	-----------------	-----	----------------

Replacement Drivers



BU	100 watt	410mA	IAMLGL6C, IAMLGL6W	5K and 3K	APMS100C105UD41
BH					APMS100C105HD41



BU	150 watt	650mA	IAMLGL7W	3K	APMS150C105UD65
BH					APMS150C105HD65
BU	150 watt	680mA	IAMLGL7C	5k	APMS150C105UD68
BH					APMS150C105HD68
BU	150 watt	890mA	IAMLGL8W	3K	APMS150C105UD89
BH					APMS150C105HD89
BU	150 watt	930mA	IAMLGL8C	5k	APMS150C105UD93
BH					APMS150C105HD93

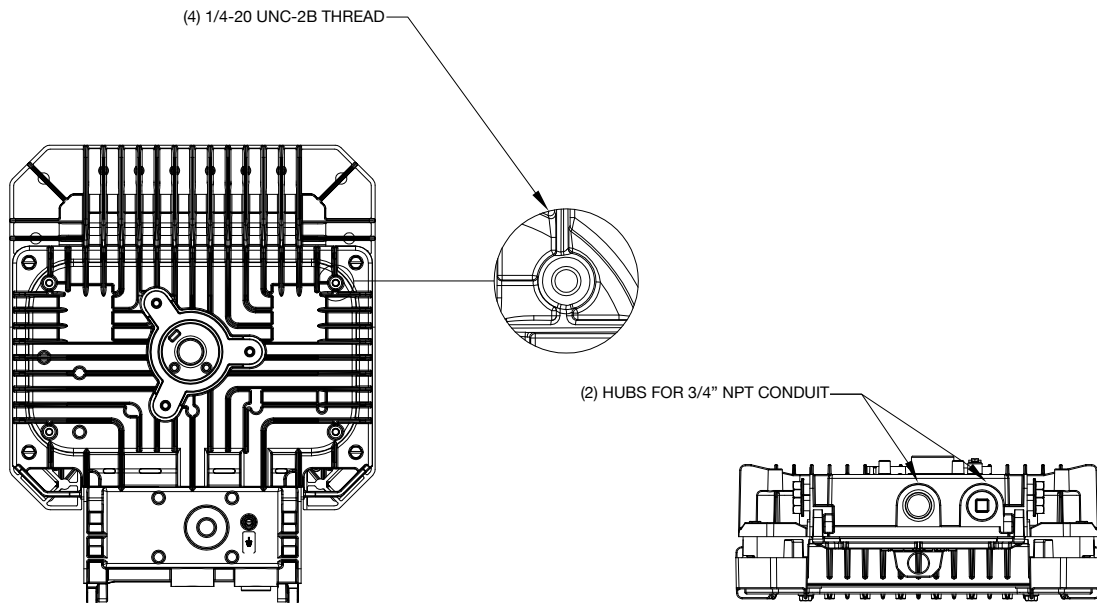
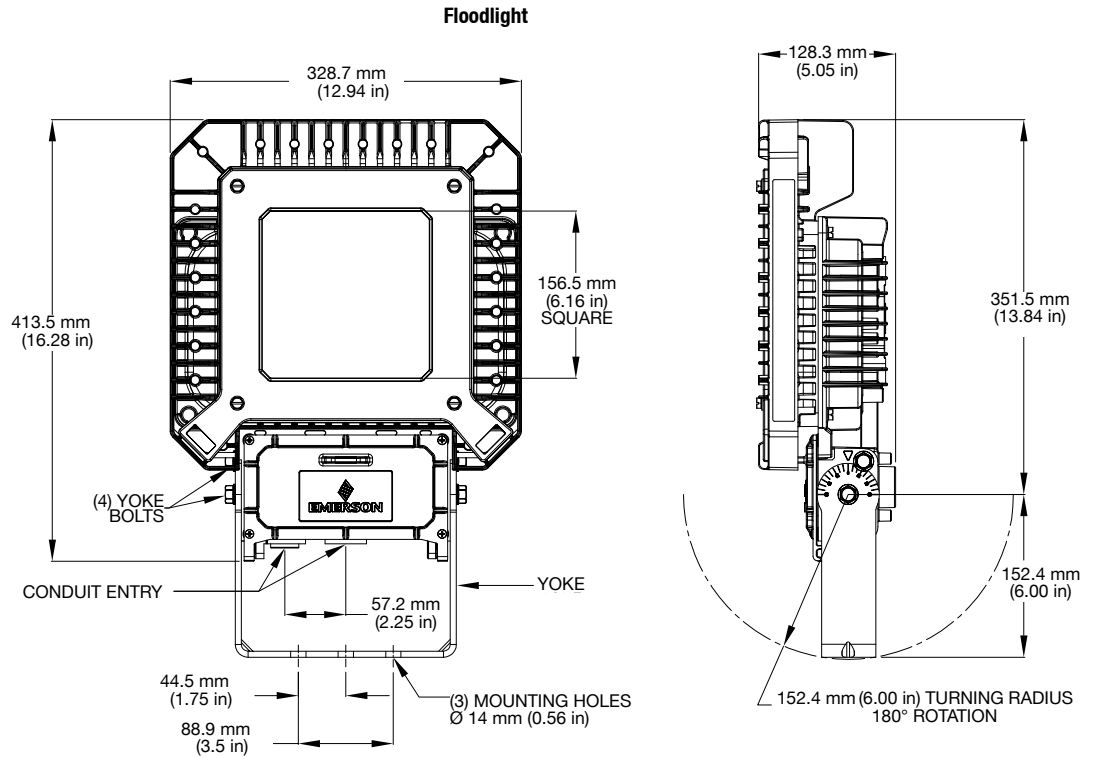
Industrial Areamaster Generation 2 Accessory Weights

Description	Weight in kg (lbs)
IAMLGL6, IAMLGL7, IAMLGL8 Luminaires	9.8 (21.6)
Yoke Bracket	1.41 (3.1)
Visor	0.2 (0.4)
Guard	0.2 (0.4)
Safety Cable	0.2 (0.4)
Crossarm Mounting Bracket G-AM-8-CA	1.4 (3.1)
Pipe or Wall Mount Bracket G-AM-8-WB	2.9 (6.4)
Poletop Slip-Fitter GSF20	1.4 (3.1)
Poletop Slip-Fitter AMLEDSF1	2.4 (5.3)
Poletop Slip-Fitter GAM8SF	-
-	-

Industrial Areamaster™ Generation 2 LED Luminaire Floodlight for Ordinary Locations

NEC/CEC:
Marine outside type (salt water) for USA Only
Wet locations
Type 3R, 4, 4X
IP66/67

Dimensions in Millimeters (Inches)



LED/FLOODLIGHTS: NEC/CEC ORDINARY LOCATION

Appleton®

Industrial Areamaster™ Generation 2 LED Luminaire

Floodlight for Ordinary Locations

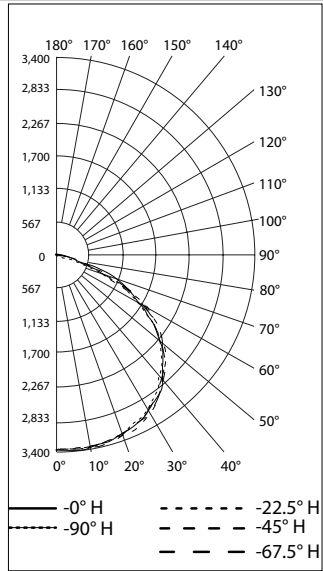
NEC/CEC:
 Marine outside type (salt water) for USA Only
 Wet locations
 Type 3R, 4, 4X
 IP66/67

Photometric Data – DATA SHOWN IS ABSOLUTE

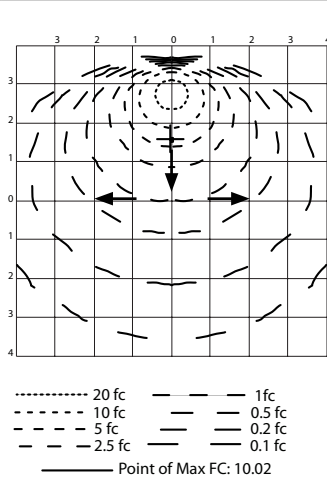
NEMA 7x7, Clear Glass
 REPORT NUMBER: IAMLGL6CG6BU
 Luminaire Lumens 9,964

LED/FLOODLIGHTS: NEC/CEC ORDINARY LOCATION

POLAR CANDELA DISTRIBUTION



ISOFOOT CANDLE PLOT AT 45°



FLOOD SUMMARY

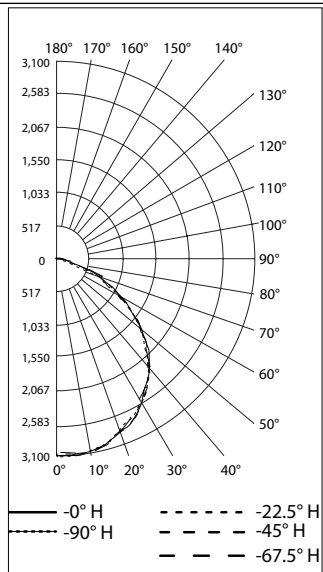
	Efficiency	Lumens	Horizontal Spread	Vertical Spread
Field (10%)	98.5%	9,817.4	150	148
Beam (50%)	82.2%	8,196.6	117.3	116.2
Total	100%	9,964.0		

Tilt Angle– 45 Degree LLF–0.9					
Mounting Height	Maximum Point	Forward Throw Distance (ft)			
		0.5 Fc	1 Fc	2Fc	5Fc
20	1.51	45	35	24	11
30	0.68	47	36	21	N/A
40	0.38	50	35	N/A	N/A

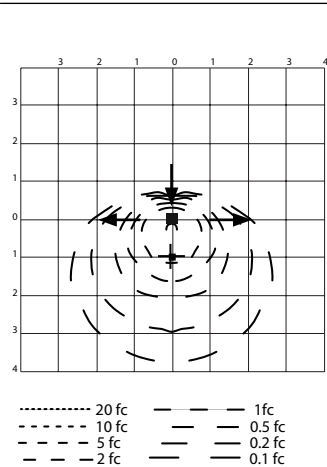
Tilt Angle– 45 Degree LLF–0.9					
Mounting Height	Side-to-Side Distance (ft)				
	0.5 Fc	1 Fc	2Fc	5Fc	
20	66	50	38	16	
30	78	50	28	N/A	
40	70	40	N/A	N/A	

NEMA 7x7, Frosted Glass
 REPORT NUMBER: IAMLGL6CF6BU
 Luminaire Lumens 8,115

POLAR CANDELA DISTRIBUTION



ISOFOOT CANDLE PLOT AT 45°



FLOOD SUMMARY

	Efficiency	Lumens	Horizontal Spread	Vertical Spread
Field (10%)	98.1%	7,961.7	155.3	151.5
Beam (50%)	71.5%	5,804.1	105.8	105.5
Total	100%	8,112.2		

Tilt Angle– 45 Degree LLF–0.9					
Mounting Height	Maximum Point	Forward Throw Distance (ft)			
		0.5 Fc	1 Fc	2Fc	5Fc
20	2.49	42	33	24	8
30	1.10	45	32	15	N/A
40	0.62	48	25	N/A	N/A

Tilt Angle– 45 Degree LLF–0.9					
Mounting Height	Side-to-Side Distance (ft)				
	0.5 Fc	1 Fc	2Fc	5Fc	
20	60	44	30	4	
30	64	34	20	N/A	
40	56	30	N/A	N/A	

Industrial Areamaster™ Generation 2 LED Luminaire

Floodlight for Ordinary Locations

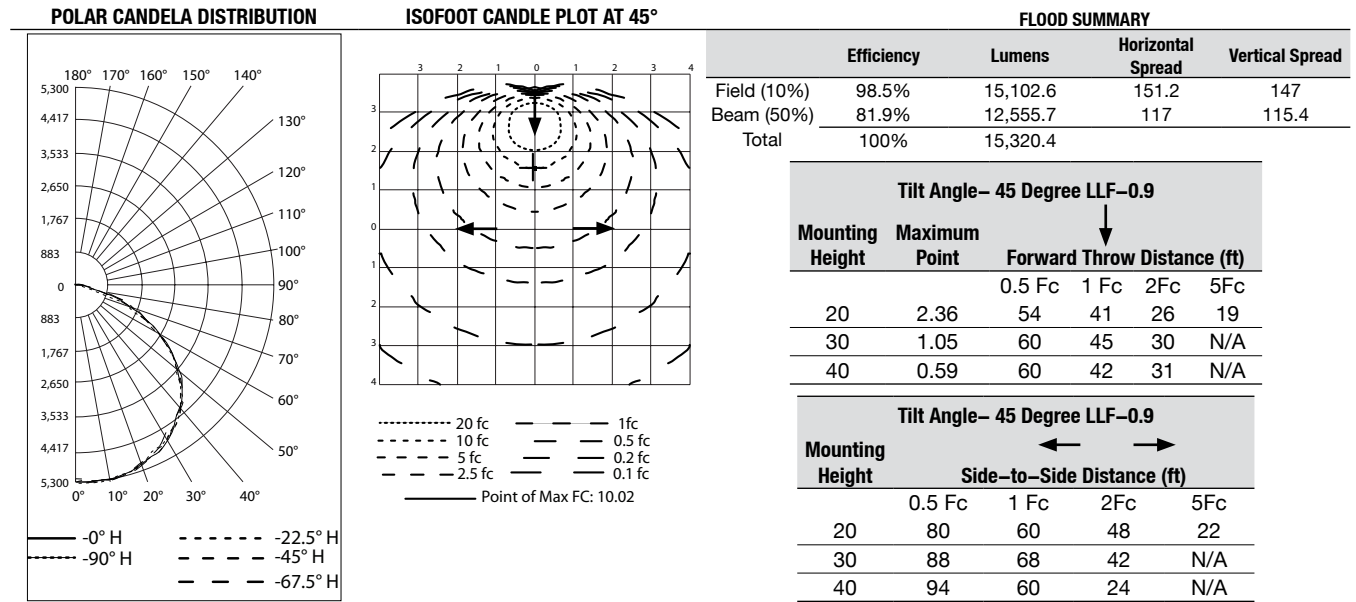
NEC/CEC:
 Marine outside type (salt water) for USA Only
 Wet locations
 Type 3R, 4, 4X
 IP66/67

Photometric Data — DATA SHOWN IS ABSOLUTE

NEMA 7x7, Clear Glass

REPORT NUMBER: IAMLGL7CG6BU

Luminaire Lumens 15,320



NEMA 7x7, Frosted Glass
 REPORT NUMBER: IAMLGL7CF6BU
 Luminaire Lumens 12,782

Tilt Angle— 45 Degree LLF—0.9

Mounting Height	Maximum Point	Forward Throw Distance (ft)			
		0.5 Fc	1 Fc	2Fc	5Fc
20	2.36	54	41	26	19
30	1.05	60	45	30	N/A
40	0.59	60	42	31	N/A

Tilt Angle— 45 Degree LLF—0.9

Mounting Height	Side-to-Side Distance (ft)			
	0.5 Fc	1 Fc	2Fc	5Fc
20	80	60	48	22
30	88	68	42	N/A
40	94	60	24	N/A

LED/FLOODLIGHTS: NEC/CEC ORDINARY LOCATION



Industrial Areamaster™ Generation 2 LED Luminaire

Floodlight for Ordinary Locations

NEC/CEC:
 Marine outside type (salt water) for USA Only
 Wet locations
 Type 3R, 4, 4X
 IP66/67

Photometric Data – DATA SHOWN IS ABSOLUTE

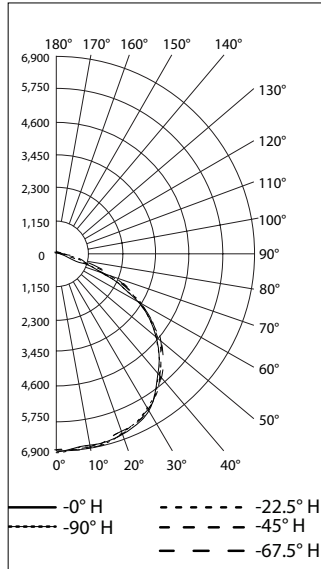
NEMA 7x7, Clear Glass
 REPORT NUMBER: IAMLGL8CG6BU

Luminaire Lumens 19,895

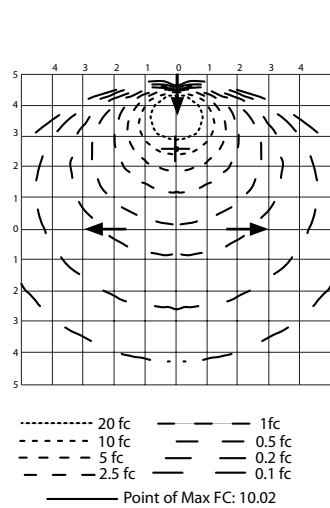
LED/FLOODLIGHTS: NEC/CEC ORDINARY LOCATION

Appleton

POLAR CANDELA DISTRIBUTION



ISOFOOT CANDLE PLOT AT 45°



FLOOD SUMMARY

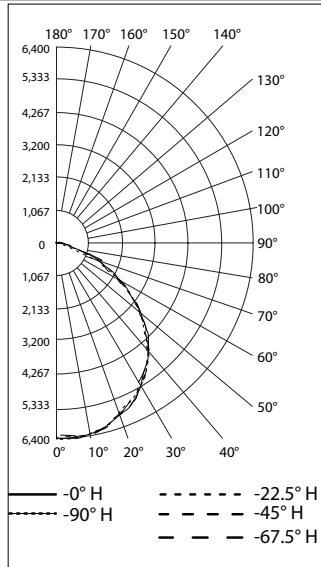
	Efficiency	Lumens	Horizontal Spread	Vertical Spread
Field (10%)	98.6%	19,614.8	151	146.8
Beam (50%)	81.7%	16,267.6	116.7	115.2
Total	100%	19,895.4		

Mounting Height	Maximum Point	Tilt Angle– 45 Degree LLF–0.9 Forward Throw Distance (ft)			
		0.5 Fc	1 Fc	2Fc	5Fc
20	2.91	59	45	35	22
30	1.29	63	51	33	12
40	0.73	70	50	30	N/A

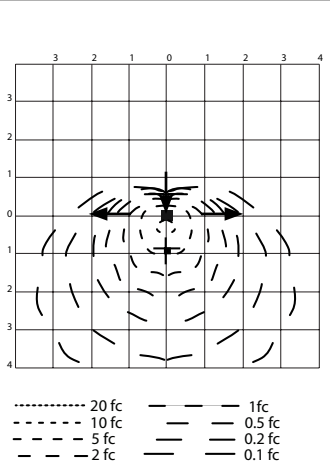
Mounting Height	Tilt Angle– 45 Degree LLF–0.9 Side-to-Side Distance (ft)			
	0.5 Fc	1 Fc	2Fc	5Fc
20	84	70	52	32
30	96	72	54	15
40	104	72	48	N/A

NEMA 7x7, Frosted Glass
 REPORT NUMBER: IAMLGL8CF6BU
 Luminaire Lumens 16,503

POLAR CANDELA DISTRIBUTION



ISOFOOT CANDLE PLOT AT 45°



FLOOD SUMMARY

	Efficiency	Lumens	Horizontal Spread	Vertical Spread
Field (10%)	98.1%	16,189.8	155.3	150.7
Beam (50%)	71.3%	11,766.7	105.2	105.5
Total	100%	16,498.6		

Mounting Height	Maximum Point	Tilt Angle– 45 Degree LLF–0.9 Forward Throw Distance (ft)			
		0.5 Fc	1 Fc	2Fc	5Fc
20	5.76	55	43	32	20
30	2.56	31	45	31	N/A
40	1.43	62	49	29	N/A

Mounting Height	Tilt Angle– 45 Degree LLF–0.9 Side-to-Side Distance (ft)			
	0.5 Fc	1 Fc	2Fc	5Fc
20	78	60	44	22
30	88	62	34	N/A
40	98	58	38	N/A

Industrial Areamaster™ Generation 2 LED Luminaire

Floodlight for Ordinary Locations

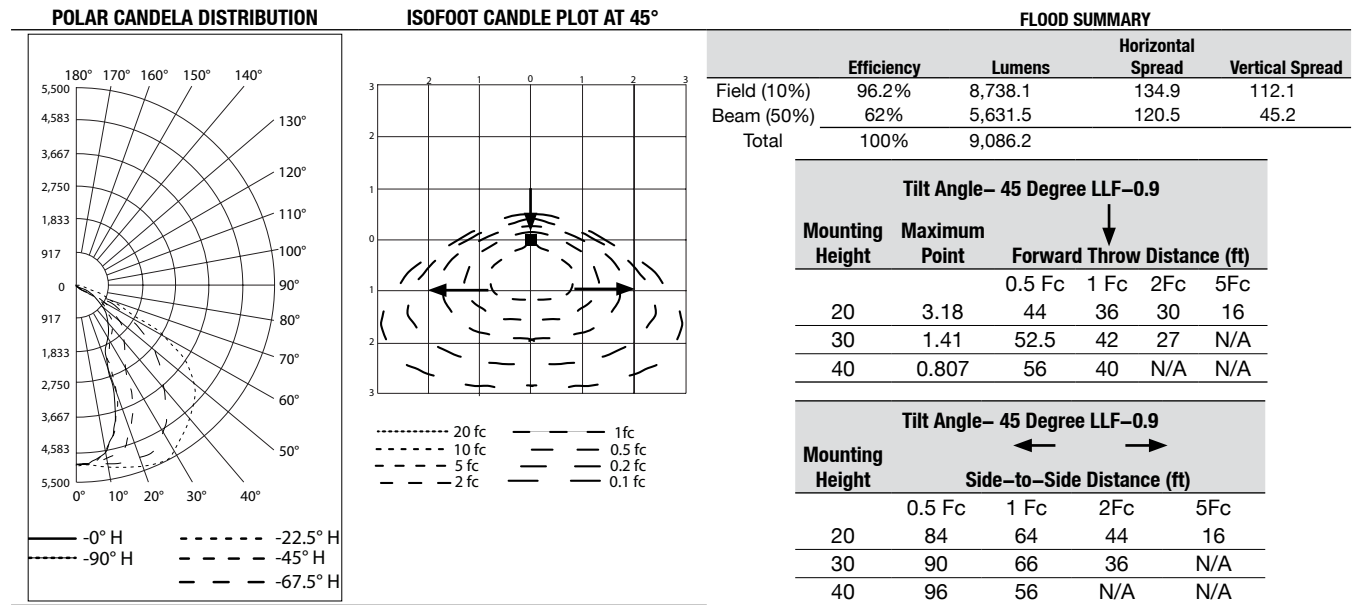
NEC/CEC:
 Marine outside type (salt water) for USA Only
 Wet locations
 Type 3R, 4, 4X
 IP66/67

Photometric Data – DATA SHOWN IS ABSOLUTE

NEMA 7x6, Clear Glass

REPORT NUMBER: IAMLGL6CG7BU

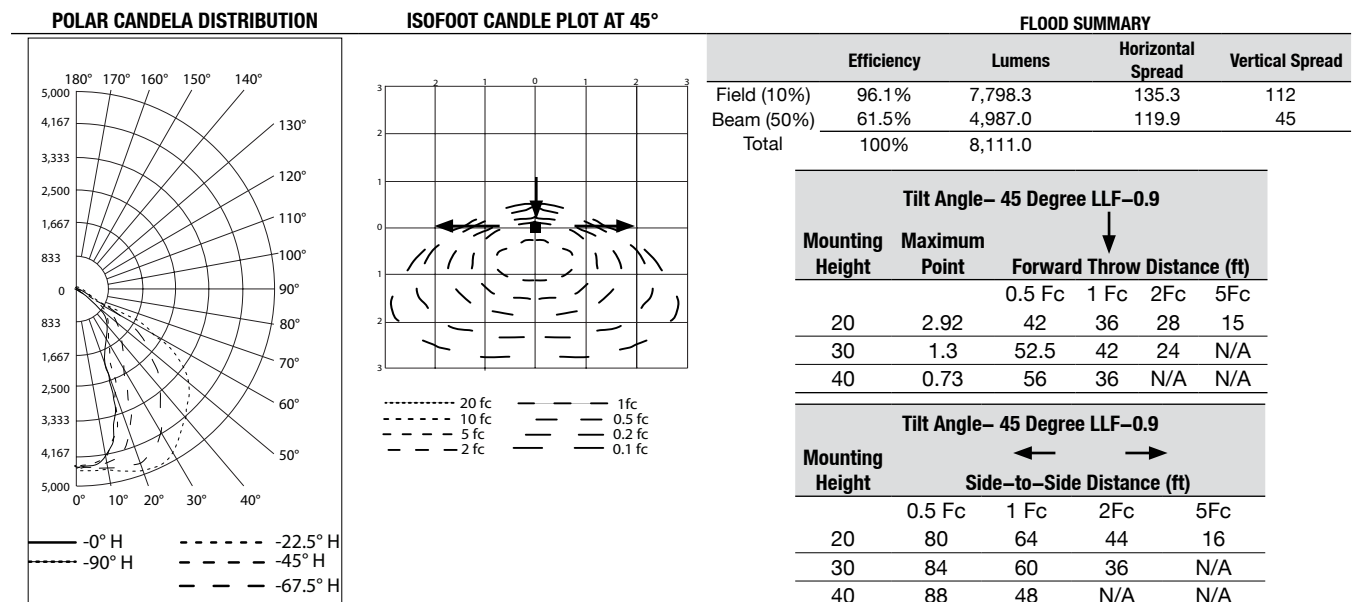
Luminaire Lumens 9,086



NEMA 7x6, Clear Glass

REPORT NUMBER: IAMLGL6WG7BU

Luminaire Lumens 8,111



Industrial Areamaster™ Generation 2 LED Luminaire

Floodlight for Ordinary Locations

NEC/CEC:
 Marine outside type (salt water) for USA Only
 Wet locations
 Type 3R, 4, 4X
 IP66/67

Photometric Data – DATA SHOWN IS ABSOLUTE

NEMA 7x6, Clear Glass

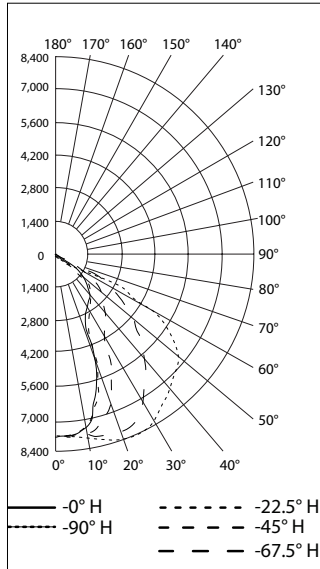
REPORT NUMBER: IAMLGL7CG7BU

Luminaire Lumens 14,205

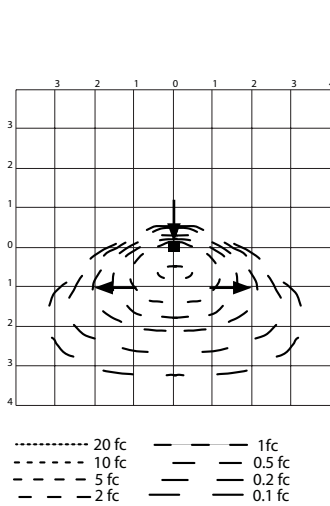
LED/FLOODLIGHTS: NEC/CEC ORDINARY LOCATION

Appleton

POLAR CANDELA DISTRIBUTION



ISOFOOT CANDLE PLOT AT 45°



FLOOD SUMMARY

	Efficiency	Lumens	Horizontal Spread	Vertical Spread
Field (10%)	96.3%	13,678.5	135.3	112.5
Beam (50%)	62.6%	8,887.6	120.7	45.7
Total	100%	14,205.3		

Mounting Height	Maximum Point	Tilt Angle– 45 Degree LLF–0.9 Forward Throw Distance (ft)			
		0.5 Fc	1 Fc	2Fc	5Fc
20	4.91	48	40	35	24
30	2.22	60	45	37.5	n/a
40	1.25	64	52	24	N/A

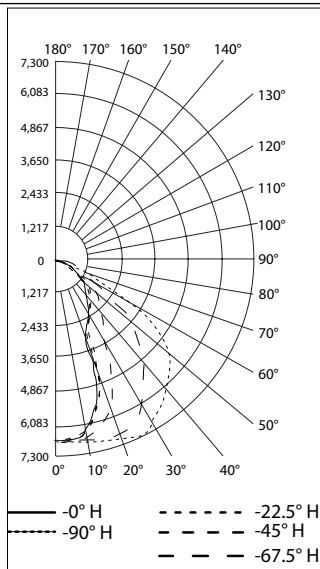
Mounting Height	Maximum Point	Tilt Angle– 45 Degree LLF–0.9 Side-to-Side Distance (ft)			
		0.5 Fc	1 Fc	2Fc	5Fc
20	96	80	60	36	
30	108	90	54	N/A	
40	120	80	32	N/A	

NEMA 7x6, Clear Glass

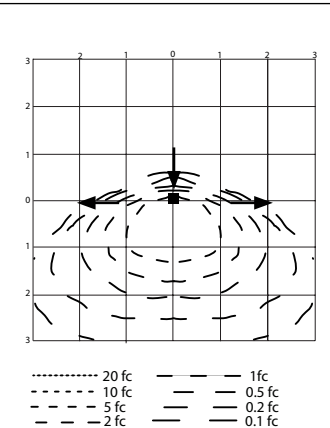
REPORT NUMBER: IAMLGL7WG7BU

Luminaire Lumens 11,971

POLAR CANDELA DISTRIBUTION



ISOFOOT CANDLE PLOT AT 45°



FLOOD SUMMARY

	Efficiency	Lumens	Horizontal Spread	Vertical Spread
Field (10%)	96.1%	11,503.9	135.2	112
Beam (50%)	62%	7,424.4	119.8	45.2
Total	100%	11,971.9		

Mounting Height	Maximum Point	Tilt Angle– 45 Degree LLF–0.9 Forward Throw Distance (ft)			
		0.5 Fc	1 Fc	2Fc	5Fc
20	4.3	46	40	32	20
30	1.91	57	45	33	N/A
40	1.07	64	50	N/A	N/A

Mounting Height	Maximum Point	Tilt Angle– 45 Degree LLF–0.9 Side-to-Side Distance (ft)			
		0.5 Fc	1 Fc	2Fc	5Fc
20	90	72	52	30	
30	108	78	48	N/A	
40	112	72	N/A	N/A	

Industrial Areamaster™ Generation 2 LED Luminaire

Floodlight for Ordinary Locations

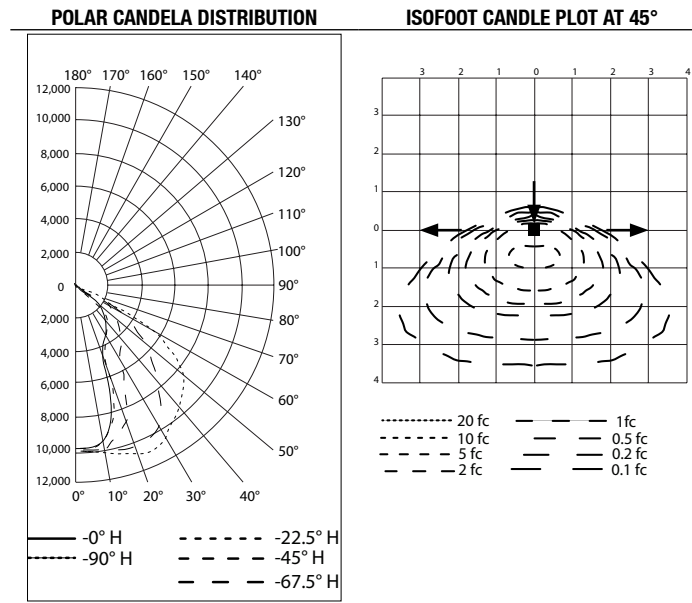
NEC/CEC:
 Marine outside type (salt water) for USA Only
 Wet locations
 Type 3R, 4, 4X
 IP66/67

Photometric Data – DATA SHOWN IS ABSOLUTE

NEMA 7x6, Clear Glass

REPORT NUMBER: IAMLGL8CG7BU

Luminaire Lumens 18,467



FLOOD SUMMARY				
	Efficiency	Lumens	Horizontal Spread	Vertical Spread
Field (10%)	96.2%	17,761.1	135.1	112.2
Beam (50%)	62.5%	11,537.1	120.5	45.3
Total	100%	18,467.4		

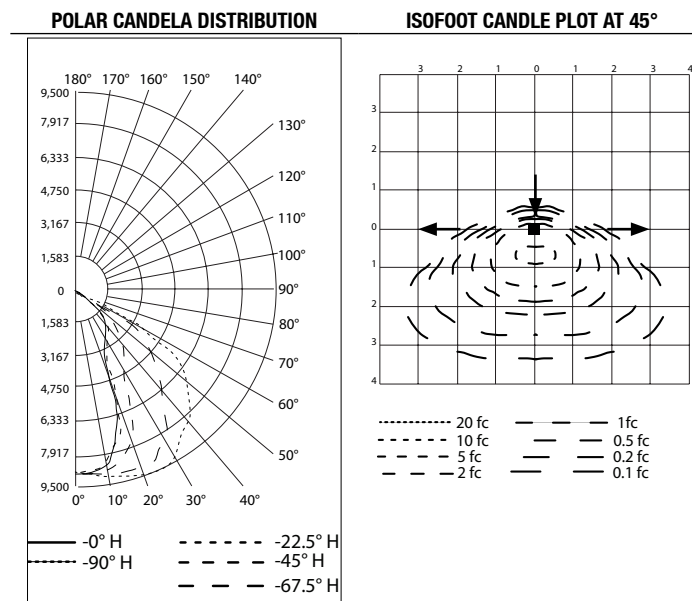
Tilt Angle– 45 Degree LLF–0.9					
Mounting Height	Maximum Point	Forward Throw Distance (ft)			
		0.5 Fc	1 Fc	2Fc	5Fc
20	6.44	52	44	36	26
30	2.86	63	54	39	21
40	1.63	72	60	40	N/A

Tilt Angle– 45 Degree LLF–0.9					
Mounting Height	Side-to-Side Distance (ft)				
	0.5 Fc	1 Fc	2Fc	5Fc	
20	104	84	68	40	
30	120	102	66	12	
40	128	96	48	N/A	

NEMA 7x6, Clear Glass

REPORT NUMBER: IAMLGL8WG7BU

Luminaire Lumens 15,556



FLOOD SUMMARY				
	Efficiency	Lumens	Horizontal Spread	Vertical Spread
Field (10%)	96.1%	14,945.7	135	111.8
Beam (50%)	62%	9,641.5	119.5	45
Total	100%	15,555.8		

Tilt Angle– 45 Degree LLF–0.9					
Mounting Height	Maximum Point	Forward Throw Distance (ft)			
		0.5 Fc	1 Fc	2Fc	5Fc
20	5.61	50	42	36	26
30	2.5	60	52.5	37.5	N/A
40	1.4	70	56	36	N/A

Tilt Angle– 45 Degree LLF–0.9					
Mounting Height	Side-to-Side Distance (ft)				
	0.5 Fc	1 Fc	2Fc	5Fc	
20	100	80	64	36	
30	117	90	60	N/A	
40	120	80	40	N/A	

Industrial Areamaster™ Generation 2 HL LED Luminaire Floodlight for Ordinary Locations

NEC/CEC:
Marine outside type (salt water) for USA Only
Wet locations
 Type 3R, 4, 4X
 IP66/67

Applications

- Powerful, efficient weatherproof lighting for applications such as:
 - Security lighting
 - Production facilities
 - Warehouses
 - Processing plants
 - Storage areas
 - Parking garages and lots

Features

- Three lumen outputs provide up to 38,000 lumens.

Nominal Lumens ①	Wattage (W)	Efficacy (lpw)	HID Equivalent	Model Number
24,000	180	133	1000W	IAMLHL1
30,000	225	133	1000-1500W	IAMLHL2
38,000	310	123	1500W	IAMLHL3

① Nominal lumen value for 5000K, detailed lumen information provided in tables.

- Choice of optics for optimal light distribution in a variety of applications.
- Separate field wiring compartment with screw terminal block for easy and secure connection (can accept UL/CSA 26-10AWG).
- Two ¾" NPT entries provided.
- Yoke bracket is designed to accommodate traditional Areamaster brackets and slipfitters for easy retrofit.
- Choice of color temperature (CCT); 5000K cool white or 3000K warm white.
- Rugged and compact housing with superior thermal design translates to long luminaire life.
- Heavy duty, high temperature silicone rubber gaskets.
- Thermal shock and impact resistant clear or frosted glass lens.
- Standard 6KV surge protection.
- Captive fasteners secure one piece lens.
- Field replaceable LED driver and lens cover.
- Ambient Temperature ranges from:
 - IAMLHL1 and IAMLHL2 from -40 °C to +65 °C (-40 °F to +149 °F)
 - IAMLHL3 from -40 °C to +55 °C (-40 °F to +131 °F)

Options

- Improved safety cable design with multiple retention points, purchase separately
- Guard and visor available, purchase separately
- Slip-fitters and mounting brackets available for easy pole or wall mounting
- 10 KV Surge Protection

Standard Materials

- Housing and lens door: copperfree (4/10 of 1% max.) aluminum
- Gaskets: silicone rubber
- Yoke: zinc plated HR steel
- Bolts: stainless steel
- Close up plugs: (1) aluminum provided
- Guard and safety cable: stainless steel
- Visor: Aluminum



Floodlight

Standard Finishes

- Housing, lens cover, visor and yoke mount: architectural bronze polyester

Related Products

- Round Tapered Steel Poles
- Hinged Steel Poled
- Square Tapered Steel Poles
- Square Steel Poles
- Floodlight Mounting Brackets

LED/FLOODLIGHTS: NEC/CEC ORDINARY LOCATION

Appleton®

Industrial Areamaster™ Generation 2 HL LED Luminaire

Floodlight for Ordinary Locations

NEC/CEC:
 Marine outside type (salt water) for USA Only
 Wet locations
 Type 3R, 4, 4X
 IP66/67

NEC/CEC Certifications and Compliances

- UL Standards:
 - UL1598, Luminaires
 - UL1598A, Luminaires for Installation on Marine Vessels
 - UL 8750, LED Equipment for Use in Lighting Products
- CSA Standards:
 - CSA C22.2 No. 250.0, Luminaires
- cCSAus: 164460 Certificate Number: 70073608

DesignLights™ Consortium (for the following models)

- All models



LED/FLOODLIGHTS: NEC/CEC ORDINARY LOCATION

Order using catalog numbering guides below or select catalog number from tables on following pages.

IAMLH	L1	C	G	7	BU	S
Series:		Color Temp CCT:	Diffusion:	5 = 5x5 6 = 7x7 (non-optic) 7 = 7X6	Voltage:	F - Fusing ③ S - 10 KV Surge Protection
IAMLH: Areamaster 2 HL LED Series	Lumen Level: L1 - 24K L2 - 30K L3 - 38K	C - 5000K W - 3000K ①	G - Clear Glass F - Frosted Glass ②		BU = 120V-277 Vac 50/60 Hz, 170-300 Vdc BH = 347-480 Vac 50/60 Hz	

Lumen Output Tables ④:

Lumen Output for Clear Glass Lens			
	IAMLHL1	IAMLHL2	IAMLHL3
NEMA 7x7 (Non Optic), 5000K CCT, CRI 70	23,500	30,100	37,000
NEMA 7x6, 3000K CCT, CRI 80	19,800	23,500	30,300
NEMA 7x6, 5000K CCT, CRI 70	22,700	28,100	35,400
NEMA 5x5, 3000K CCT, CRI 80	21,400	25,500	32,800
NEMA 5x5, 5000K CCT, CRI 70	24,100	30,000	38,300

Lumen Output for Frosted Glass Lens			
	IAMLHL1	IAMLHL2	IAMLHL3
NEMA 7x7 (Non Optic), 5000K CCT	20,600	25,600	31,600

① 3000K CCT (warm) is not available with NEMA 7x7 light pattern
 ② Frosted Glass is only available with NEMA 7x7 light pattern
 ③ Use of fuse voids Marine rating.
 ④ All lumen values are typical (tolerance +/-10%).



Industrial Areamaster™ Generation 2 HL LED Luminaire

Floodlight for Ordinary Locations

NEC/CEC:
 Marine outside type (salt water) for USA Only
 Wet locations
 Type 3R, 4, 4X
 IP66/67

Electrical Ratings ①

Model Number	Voltage Suffix	Voltage (V)	Input Power (Watts)	Input Current (Amps)	Power Factor (PF)	Total Harmonic Distortion (THD)		
IAMLHL1	BU	120 Vac	180	1.52	>.9	<20%		
		277 Vac	176	0.67				
		170 Vdc	172	1.02	N/A	N/A		
		300 Vdc	170	0.57				
IAMLHL2	BH	347 Vac	179	0.52	>.9	<20%		
		480 Vac	179	0.39				
		IAMLHL3	BU	120 Vac	231	1.94	>.9	<20%
				277 Vac	231	0.88		
170 Vdc	220			1.30	N/A	N/A		
300 Vdc	217			0.72				
IAMLHL3	BH	347 Vac	219	0.64	>.9	<20%		
		480 Vac	219	0.47				
		IAMLHL3	BU	120 Vac	317	2.67	>.9	<20%
				277 Vac	303	1.15		
170 Vdc	305			1.80	N/A	N/A		
300 Vdc	298			0.99				
IAMLHL3	BH	347 Vac	299	0.87	>.9	<20%		
		480 Vac	298	0.63				

Luminaire Category	Image	Frontal Projected Area (FPA) ft ²	Drag Coefficient (DC)	Effective Projected Area (EPA) = FPA*DC ft ²
90° to Ground-Worst Case Mounting		2.04	1.20	2.45
45° to Ground-Standard Mounting		1.44	1.20	1.73

Surge Protection: Integral 6KV surge protection. Option for up to 10KV surge protection. (cCSAus only).
 ① All ratings are typical.

Industrial Areamaster™ Generation 2 HL LED Luminaire

Floodlight for Ordinary Locations

NEC/CEC:
 Marine outside type (salt water) for USA Only
 Wet locations
 Type 3R, 4, 4X
 IP66/67

LED/FLOODLIGHTS: NEC/CEC ORDINARY LOCATION

Appleton®

CCT	Lumen Output	Wattage	Efficacy (lm/W)	Optical Pattern	Catalog Number ①
Clear Glass					
120-277 Vac/170-300 Vdc					
5000K (cool white)	23500	174	135	NEMA 7x7 (150°x150°)	IAMLHL1CG6BU
5000K (cool white)	24100	177	136	NEMA 5x5 (75°x75°)	IAMLHL1CG5BU
5000K (cool white)	22700	177	128	NEMA 7x6 (136°x113°)	IAMLHL1CG7BU
3000K (warm white)	21400	176	122	NEMA 5x5 (75°x75°)	IAMLHL1WG5BU
3000K (warm white)	19800	177	112	NEMA 7x6 (136°x113°)	IAMLHL1WG7BU
5000K (cool white)	30100	226	133	NEMA 7x7 (150°x150°)	IAMLHL2CG6BU
5000K (cool white)	30000	228	132	NEMA 5x5 (75°x75°)	IAMLHL2CG5BU
5000K (cool white)	28100	226	124	NEMA 7x6 (136°x113°)	IAMLHL2CG7BU
3000K (warm white)	25500	215	119	NEMA 5x5 (75°x75°)	IAMLHL2WG5BU
3000K (warm white)	23500	214	110	NEMA 7x6 (136°x113°)	IAMLHL2WG7BU
5000K (cool white)	37000	303	122	NEMA 7x7 (150°x150°)	IAMLHL3CG6BU
5000K (cool white)	38300	313	122	NEMA 5x5 (75°x75°)	IAMLHL3CG5BU
5000K (cool white)	35400	306	116	NEMA 7x6 (136°x113°)	IAMLHL3CG7BU
3000K (warm white)	32800	295	111	NEMA 5x5 (75°x75°)	IAMLHL3WG5BU
3000K (warm white)	30300	295	103	NEMA 7x6 (136°x113°)	IAMLHL3WG7BU
347-480 Vac					
5000K (cool white)	23500	174	135	NEMA 7x7 (150°x150°)	IAMLHL1CG6BH
5000K (cool white)	24100	177	136	NEMA 5x5 (75°x75°)	IAMLHL1CG5BH
5000K (cool white)	22700	177	128	NEMA 7x6 (136°x113°)	IAMLHL1CG7BH
3000K (warm white)	21400	176	122	NEMA 5x5 (75°x75°)	IAMLHL1WG5BH
3000K (warm white)	19800	177	112	NEMA 7x6 (136°x113°)	IAMLHL1WG7BH
5000K (cool white)	30100	226	133	NEMA 7x7 (150°x150°)	IAMLHL2CG6BH
5000K (cool white)	30000	228	132	NEMA 5x5 (75°x75°)	IAMLHL2CG5BH
5000K (cool white)	28100	226	124	NEMA 7x6 (136°x113°)	IAMLHL2CG7BH
3000K (warm white)	25500	215	119	NEMA 5x5 (75°x75°)	IAMLHL2WG5BH
3000K (warm white)	23500	214	110	NEMA 7x6 (136°x113°)	IAMLHL2WG7BH
5000K (cool white)	37000	303	122	NEMA 7x7 (150°x150°)	IAMLHL3CG6BH
5000K (cool white)	38300	313	122	NEMA 5x5 (75°x75°)	IAMLHL3CG5BH
5000K (cool white)	35400	306	116	NEMA 7x6 (136°x113°)	IAMLHL3CG7BH
3000K (warm white)	32800	295	111	NEMA 5x5 (75°x75°)	IAMLHL3WG5BH
3000K (warm white)	30300	295	103	NEMA 7x6 (136°x113°)	IAMLHL3WG7BH
Frosted Glass					
120-277 Vac/170-300 Vdc					
5000K (cool white)	20600	176	116	NEMA 7x7 (150x150)	IAMLHL1CF6BU
5000K (cool white)	25600	226	113	NEMA 7x7 (150x150)	IAMLHL2CF6BU
5000K (cool white)	31600	303	104	NEMA 7x7 (150x150)	IAMLHL3CF6BU
347-480 Vac					
5000K (cool white)	20600	176	116	NEMA 7x7 (150x150)	IAMLHL1CF6BH
5000K (cool white)	25600	226	113	NEMA 7x7 (150x150)	IAMLHL2CF6BH
5000K (cool white)	31600	303	104	NEMA 7x7 (150x150)	IAMLHL3CF6BH



① For Fusing option, add suffix **F** to end of part number, example IAMLHL1CG6BUF.
 For 10KV surge protection, add suffix **S** to end of part number, example IAMLHL1CG7BUS.
 For both Fusing and 10KV surge, add suffix **FS** to end of part number, example IAMLHL1CG7BUFS.

Industrial Areamaster™ Generation 2 HL LED Luminaire Floodlight for Ordinary Locations

NEC/CEC:
Marine outside type (salt water) for USA Only
Wet locations
Type 3R, 4, 4X
IP66/67

Accessories and Replacement Parts

	Description	Catalog Number
Crossarm Mounting Bracket		
	Has 180° horizontal adjustment — degree marked. Facilitates mounting floodlight to crossarm or other flat surface, or to G-AM-8-WB. Includes floodlight yoke bolts. Malleable iron, zinc plated, chromate sealed, architectural bronze polyester finish.	G-AM-8-CA
Pipe or Wall Mount Bracket		
	Used with G-AM-8-CA. Clamps to 1" to 2-1/2" pipe, vertical or horizontal, or mounts on flat surfaces. Includes U-bolt and crossarm bracket bolts. Malleable iron, zinc plated, chromate sealed, with architectural bronze polyester finish.	G-AM-8-WB
		
Crossarm Mounting Bracket (G-AM-8-CA) used with Pipe or Wall Mount Bracket (G-AM-8-WB).		
Poletop Slip-Fitter		
	Slip-fits 1-1/2" or 2" pipe size poletop tenons. Includes floodlight yoke bolts, 3 locking bolts, and cord grip. Body is malleable iron-zinc plated, chromate sealed, with cast aluminum cap. Assembly has architectural bronze polyester finish.	G-SF20
	Slip-fits 1" or 1-1/2" pipe size poletop tenons. Includes floodlight yoke bolts, 3 locking bolts, and cord grip. Body is malleable iron-zinc plated, chromate sealed, with cast aluminum cap. Assembly has architectural bronze polyester finish.	AMLEDSF1
Poletop Slip-Fitter		
	Slip-fits 2" or 2-1/2" poletop tenons. Includes floodlight yoke bolts, 3 locking bolts, and cord grip. Malleable iron, zinc plated, chromate sealed, with architectural bronze polyester finish.	G-AM-8-SF

LED/FLOODLIGHTS: NEC/CEC ORDINARY LOCATION


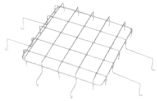



Appleton

Industrial Areamaster™ Generation 2 HL LED Luminaire

Floodlight for Ordinary Locations

NEC/CEC:
 Marine outside type (salt water) for USA Only
 Wet locations
 Type 3R, 4, 4X
 IP66/67

Accessories and Replacement Parts

	Description	Catalog Number
Wall Mount Bracket		
	Used with G-AM-8-SF and GSF-20 to provide a wall mounting option. Galvanized Steel.	GPSWB6
Wire Guard		
	Stainless steel.	LHGUARD
Safety Cable		
	Stainless steel.	LEDSC
Visor		
	Steel with architectural bronze polyester finish. For Dark Sky Friendly design.	AMLHV
Portable Floodlight Base		
	Portable floodlight base for temporary lighting applications. To be used with wire guard. Malleable iron with architectural bronze polyester finish.	G-AM-PFB

LED/FLOODLIGHTS: NEC/CEC ORDINARY LOCATION

Appleton®

Industrial Areamaster™ Generation 2 HL LED Luminaire

Floodlight for Ordinary Locations

NEC/CEC:
 Marine outside type (salt water) for USA Only
 Wet locations
 Type 3R, 4, 4X
 IP66/67

Replacement Covers



AMLHCLEAR

AMLHFROST

	Voltage	Driver Wattage	Constant Current Setting	Luminaire Model	CCT	Catalog Number
Replacement Drivers						
	BU	150 watt	915mA	IAMLHL3C	5K	APMS150C105UD91
	BH					APMS150C105HD91
	BU	150 watt	680mA	IAMLHL2C	5k	APMS150C105U68
	BH					APMS150C105HD68
	BU	150 watt	890mA	IAMLHL3W	3K	APMS150C105UD89
	BH					APMS150C105HD89
	BU	150 watt	650mA	IAMLHL2C	3K	APMS150C105UD65
	BH					APMS150C105HD65
	BU	100 watt	530mA	IAMLHL1C, IAMLHL1W	5K and 3K	APMS100C105UD53
	BH					APMS100C105HD53

Industrial Areamaster Generation 2 Accessory Weights

Description	Weight in kg (lbs)
IAMLHL1, IAMLHL2, IAMLHL3 Luminaires	16.1 (35.4)
Yoke Bracket	1.4 (3.1)
Visor	0.3 (0.6)
Guard	0.2 (0.4)
Safety Cable	0.2 (0.4)
Crossarm Mounting Bracket G-AM-8-CA	1.4 (3.1)
Pipe or Wall Mount Bracket G-AM-8-WB	2.9 (6.4)
Poletop Slip-Fitter GSF20	1.4 (3.1)
Poletop Slip-Fitter AMLEDSF1	2.4 (5.3)
Poletop Slip-Fitter GAM8SF	-
-	-

LED/FLOODLIGHTS: NEC/CEC ORDINARY LOCATION

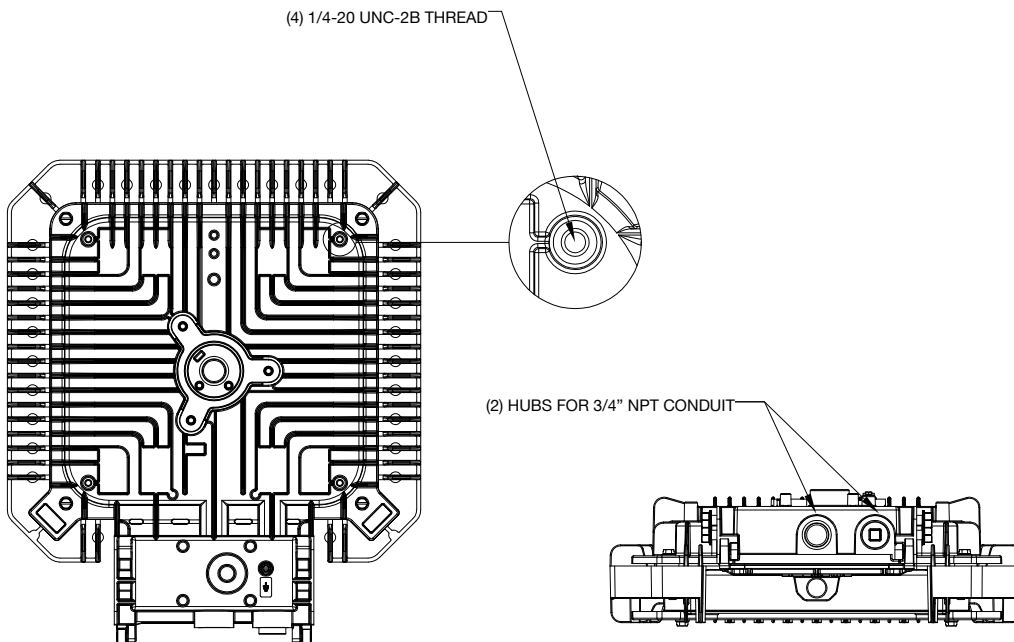
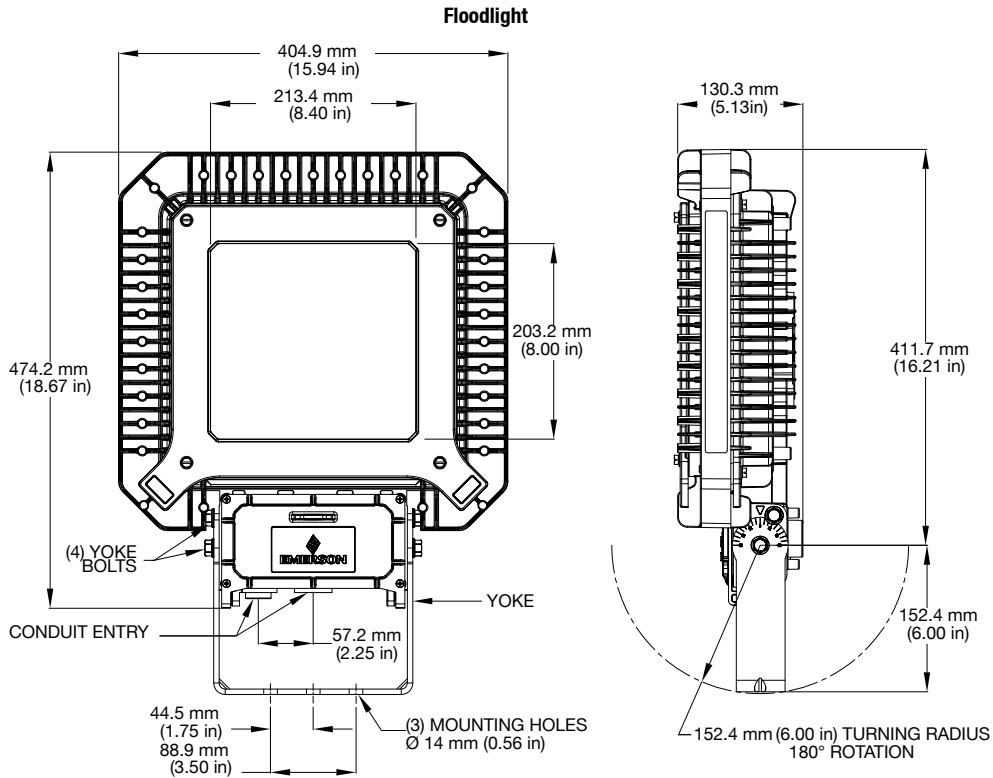


Industrial Areamaster™ Generation 2 HL LED Luminaire

Floodlight for Ordinary Locations

NEC/CEC:
 Marine outside type (salt water) for USA Only
 Wet locations
 Type 3R, 4, 4X
 IP66/67

Dimensions in Millimeters (Inches)



LED/FLOODLIGHTS: NEC/CEC ORDINARY LOCATION

Appleton

Industrial Areamaster™ Generation 2 HL LED Luminaire

Floodlight for Ordinary Locations

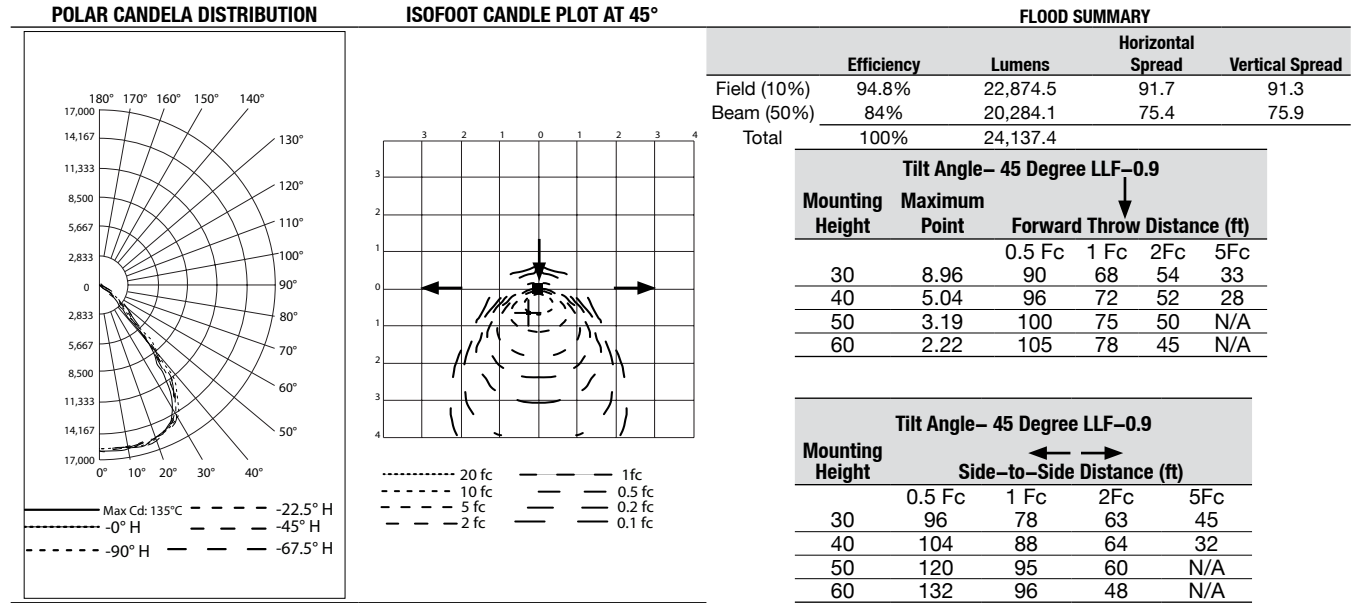
NEC/CEC:
 Marine outside type (salt water) for USA Only
 Wet locations
 Type 3R, 4, 4X
 IP66/67

Photometric Data – DATA SHOWN IS ABSOLUTE

NEMA 5x5, Clear Glass

REPORT NUMBER: **IAMLHL1CG5BU**

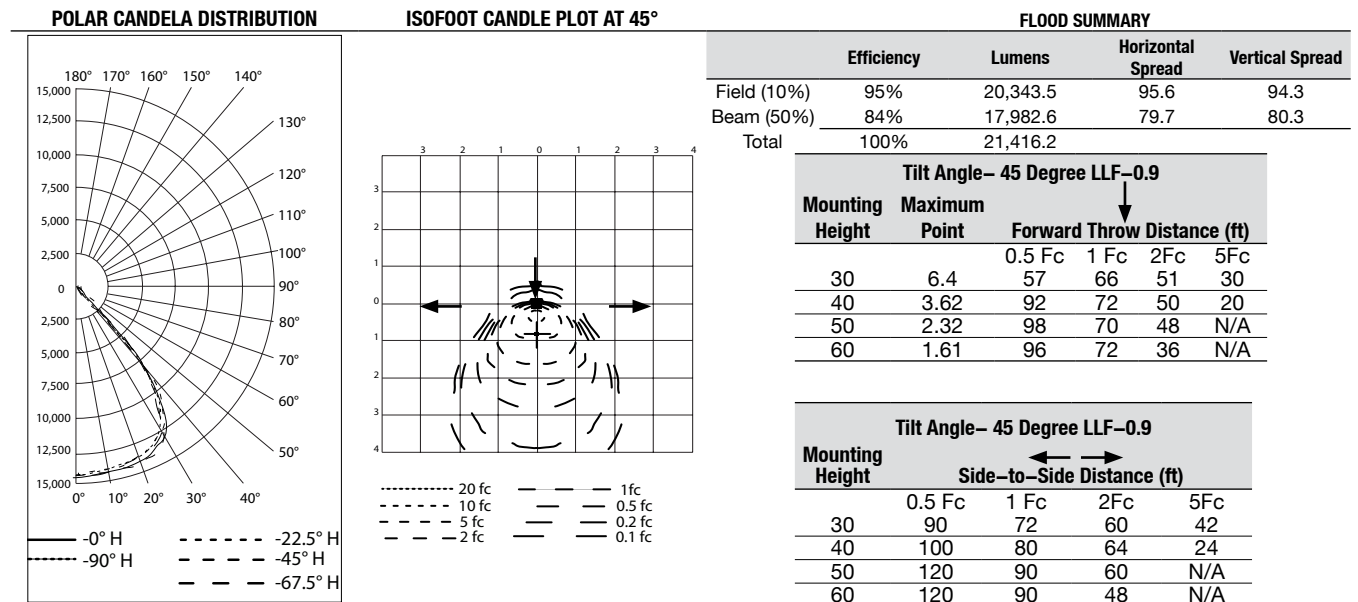
Luminaire Lumens 24,140



NEMA 5x5, Clear Glass

REPORT NUMBER: **IAMLHL1WG5BU**

Luminaire Lumens 21,416



Industrial Areamaster™ Generation 2 HL LED Luminaire

Floodlight for Ordinary Locations

NEC/CEC:
 Marine outside type (salt water) for USA Only
 Wet locations
 Type 3R, 4, 4X
 IP66/67

Photometric Data – DATA SHOWN IS ABSOLUTE

NEMA 5x5, Clear Glass

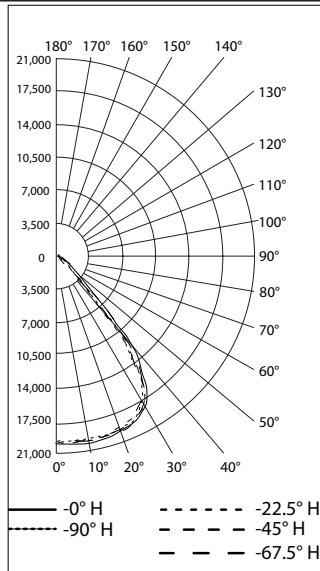
REPORT NUMBER: IAMLHL2CG5BU

Luminaire Lumens 30,068

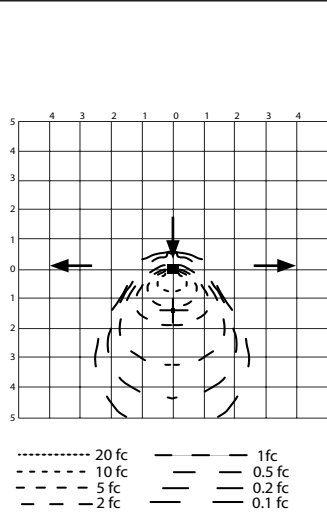
LED/FLOODLIGHTS: NEC/CEC ORDINARY LOCATION

Appleton

POLAR CANDELA DISTRIBUTION



ISOFOOT CANDLE PLOT AT 45°



FLOOD SUMMARY

	Efficiency	Lumens	Horizontal Spread	Vertical Spread
Field (10%)	94.6%	28,436.7	95.8	93.5
Beam (50%)	83.6%	25,124.4	78.8	79.8
Total	100%	30,069.5		

Mounting Height	Maximum Point	Forward Throw Distance (ft)			
		0.5 Fc	1 Fc	2Fc	5Fc
30	3.84	96	75	57	36
40	2.15	104	80	60	32
50	1.38	110	85	60	25
60	0.97	117	90	54	N/A

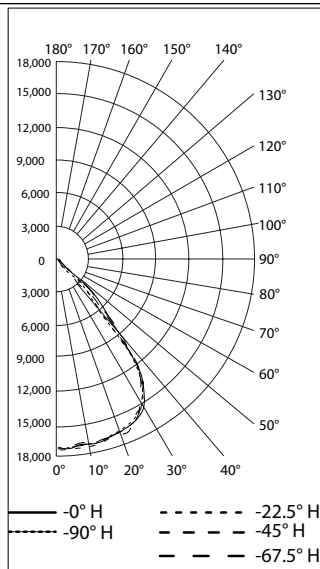
Mounting Height	Maximum Point	Side-to-Side Distance (ft)			
		0.5 Fc	1 Fc	2Fc	5Fc
30	102	84	61	48	
40	112	96	72	40	
50	130	100	80	30	
60	144	108	72	N/A	

NEMA 5x5, Clear Glass

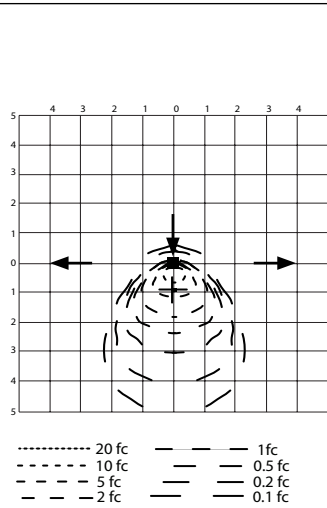
REPORT NUMBER: IAMLHL2WG5BU

Luminaire Lumens 25.490

POLAR CANDELA DISTRIBUTION



ISOFOOT CANDLE PLOT AT 45°



FLOOD SUMMARY

	Efficiency	Lumens	Horizontal Spread	Vertical Spread
Field (10%)	94.9%	24,197.1	95.5	93.5
Beam (50%)	84.5%	21,539.9	80	79.7
Total	100%	25,489.8		

Mounting Height	Maximum Point	Forward Throw Distance (ft)			
		0.5 Fc	1 Fc	2Fc	5Fc
30	6.94	93	69	54	33
40	3.85	100	76	56	28
50	2.46	103	75	50	N/A
60	1.71	108	78	48	N/A

Mounting Height	Maximum Point	Side-to-Side Distance (ft)			
		0.5 Fc	1 Fc	2Fc	5Fc
30	96	78	61	48	
40	104	88	72	32	
50	120	100	75	N/A	
60	132	96	60	N/A	

Industrial Areamaster™ Generation 2 HL LED Luminaire

Floodlight for Ordinary Locations

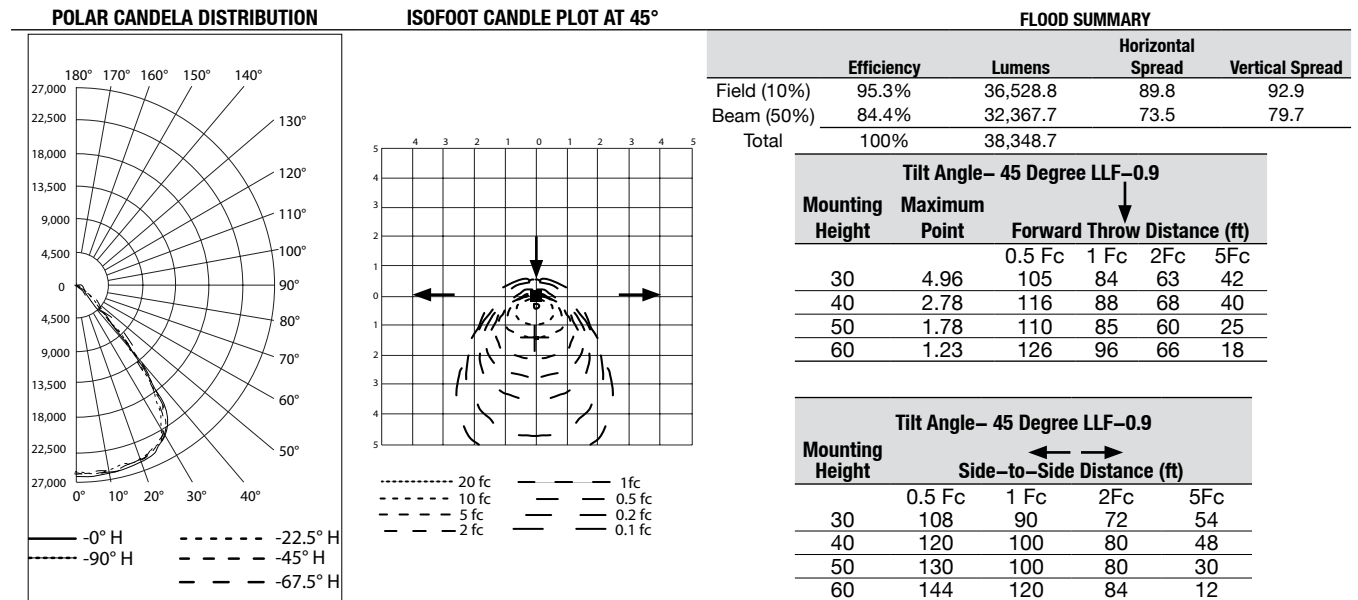
NEC/CEC:
 Marine outside type (salt water) for USA Only
 Wet locations
 Type 3R, 4, 4X
 IP66/67

Photometric Data – DATA SHOWN IS ABSOLUTE

NEMA 5x5, Clear Glass

REPORT NUMBER: **IAMLHL3CG5BU**

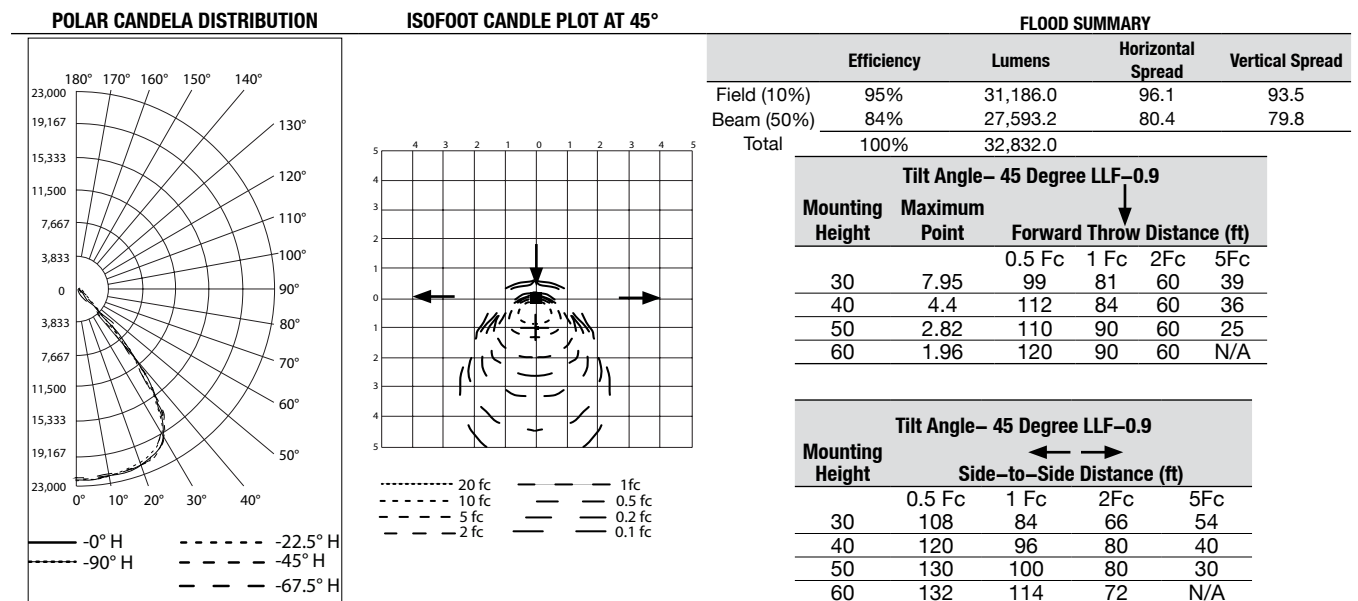
Luminaire Lumens 38,350



NEMA 5x5, Clear Glass

REPORT NUMBER: **IAMLHL3WG5BU**

Luminaire Lumens 32,835



Industrial Areamaster™ Generation 2 HL LED Luminaire

Floodlight for Ordinary Locations

NEC/CEC:
 Marine outside type (salt water) for USA Only
 Wet locations
 Type 3R, 4, 4X
 IP66/67

Photometric Data – DATA SHOWN IS ABSOLUTE

NEMA 7x6 Clear Glass

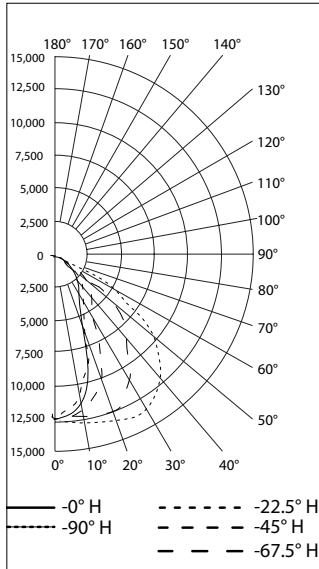
REPORT NUMBER: IAMLHL1CG7BU

Luminaire Lumens 22,661

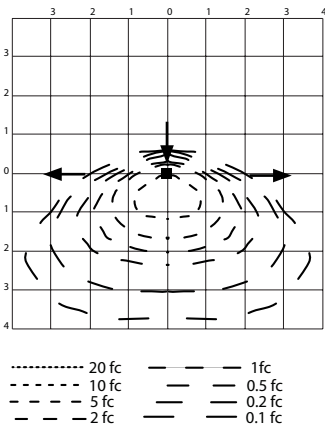
LED/FLOODLIGHTS: NEC/CEC ORDINARY LOCATION

Appleton

POLAR CANDELA DISTRIBUTION



ISOFOOT CANDLE PLOT AT 45°



FLOOD SUMMARY

	Efficiency	Lumens	Horizontal Spread	Vertical Spread
Field (10%)	95.8%	21,708.2	134.1	111.1
Beam (50%)	61.4%	13,911.6	118.5	44.9
Total	100%	22,657.0		

Mounting Height	Maximum Point	Forward Throw Distance (ft)			
		0.5 Fc	1 Fc	2Fc	5Fc
30	3.64	63	57	45	29
40	2.08	76	64	48	N/A
50	1.33	85	65	40	N/A
60	0.93	90	66	N/A	N/A

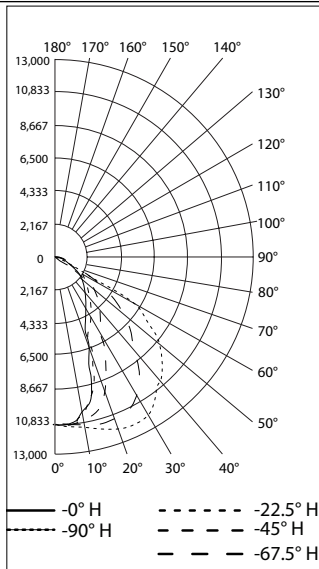
Mounting Height	Maximum Point	Side-to-Side Distance (ft)			
		0.5 Fc	1 Fc	2Fc	5Fc
30	126	108	75	42	
40	144	104	72	N/A	
50	150	100	50	N/A	
60	150	96	N/A	N/A	

NEMA 7x6 Clear Glass

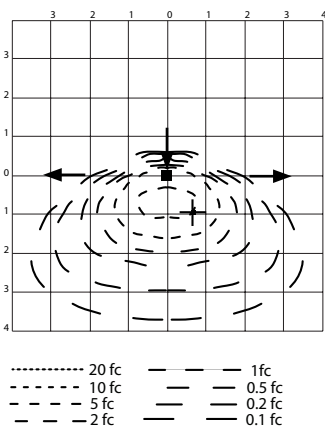
REPORT NUMBER: IAMLHL1WG7BU

Luminaire Lumens 19,753

POLAR CANDELA DISTRIBUTION



ISOFOOT CANDLE PLOT AT 45°



FLOOD SUMMARY

	Efficiency	Lumens	Horizontal Spread	Vertical Spread
Field (10%)	95.8%	18,919.3	134.7	111.5
Beam (50%)	61.1%	12,060.3	117.9	45.1
Total	100%	19,750.3		

Mounting Height	Maximum Point	Forward Throw Distance (ft)			
		0.5 Fc	1 Fc	2Fc	5Fc
30	3.26	63	54	45	27
40	1.78	72	62	42	N/A
50	1.16	80	62	35	N/A
60	0.81	90	60	NA	N/A

Mounting Height	Maximum Point	Side-to-Side Distance (ft)			
		0.5 Fc	1 Fc	2Fc	5Fc
30	120	90	70	25	
40	130	100	60	N/A	
50	140	90	20	N/A	
60	140	80	NA	N/A	

Industrial Areamaster™ Generation 2 HL LED Luminaire

Floodlight for Ordinary Locations

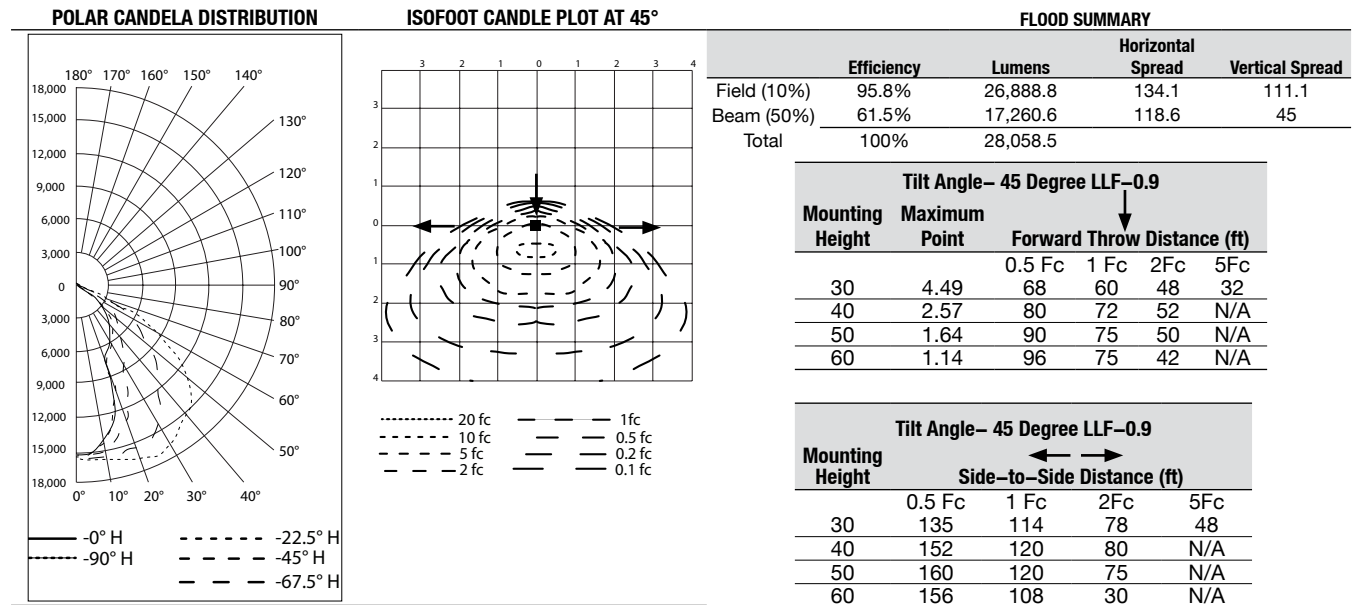
NEC/CEC:
 Marine outside type (salt water) for USA Only
 Wet locations
 Type 3R, 4, 4X
 IP66/67

Photometric Data – DATA SHOWN IS ABSOLUTE

NEMA 7x6 Clear Glass

REPORT NUMBER: IAMLHL2CG7BU

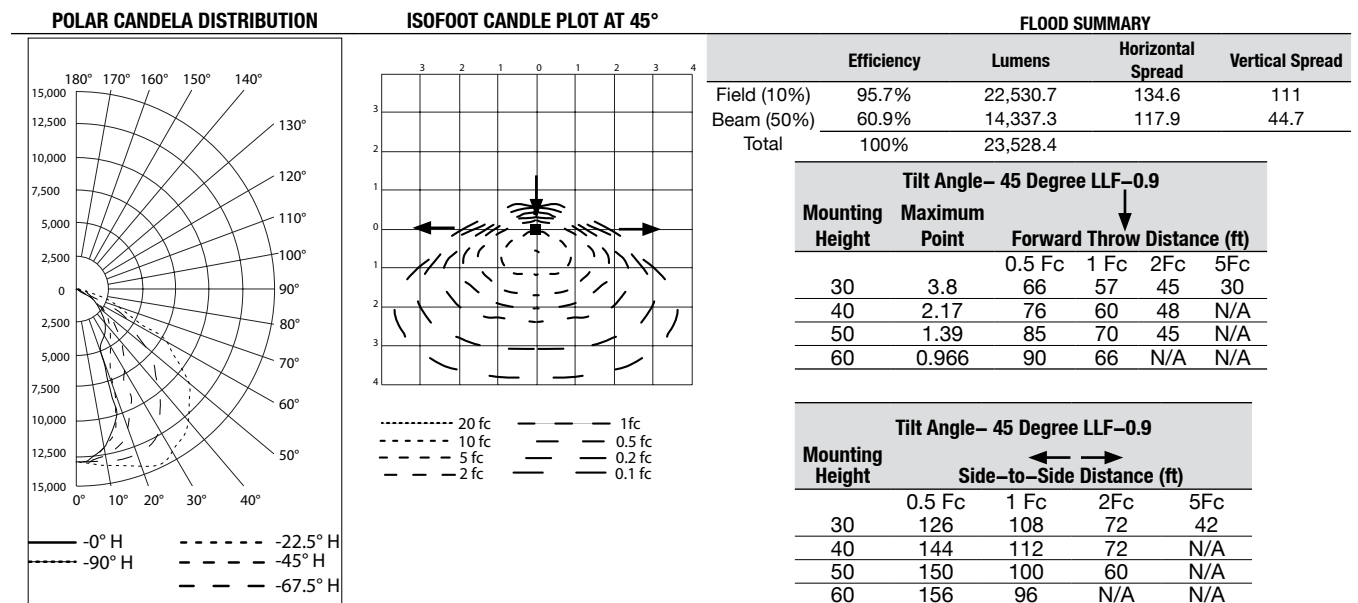
Luminaire Lumens 28,063



NEMA 7x6 Clear Glass

REPORT NUMBER: IAMLHL2WG7BU

Luminaire Lumens 23,532



Industrial Areamaster™ Generation 2 HL LED Luminaire

Floodlight for Ordinary Locations

NEC/CEC:
 Marine outside type (salt water) for USA Only
 Wet locations
 Type 3R, 4, 4X
 IP66/67

Photometric Data — DATA SHOWN IS ABSOLUTE

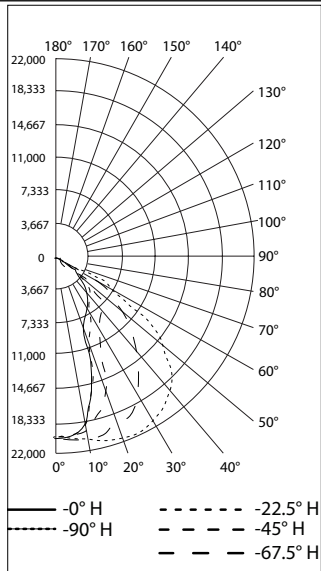
NEMA 7x6 Clear Glass

REPORT NUMBER: IAMLHL3CG7BU

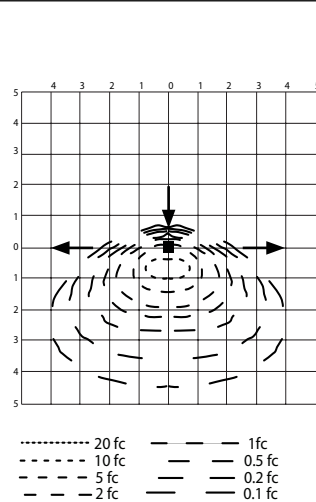
Luminaire Lumens 35,430

LED/FLOODLIGHTS: NEC/CEC ORDINARY LOCATION

POLAR CANDELA DISTRIBUTION



ISOFOOT CANDLE PLOT AT 45°



FLOOD SUMMARY

	Efficiency	Lumens	Horizontal Spread	Vertical Spread
Field (10%)	95.7%	33,908.8	139	111.1
Beam (50%)	60.9%	21,578.5	115.4	45.6
Total	100%	35,424.1		

Mounting Height	Maximum Point	Forward Throw Distance (ft)			
		0.5 Fc	1 Fc	2Fc	5Fc
30	5.69	72	61.5	54	36
40	3.2	84	72	56	32
50	2.05	95	80	60	N/A
60	1.42	105	78	54	N/A

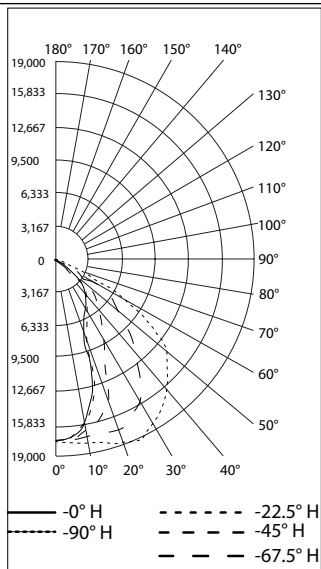
Mounting Height	Side-to-Side Distance (ft)			
	0.5 Fc	1 Fc	2Fc	5Fc
30	138	120	90	60
40	160	120	88	40
50	180	130	90	N/A
60	180	132	72	N/A

NEMA 7x6 Clear Glass

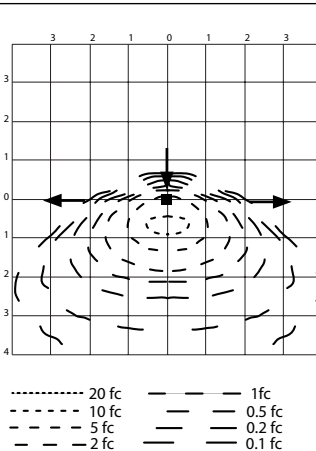
REPORT NUMBER: IAMLHL3WG7BU

Luminaire Lumens 30,346

POLAR CANDELA DISTRIBUTION



ISOFOOT CANDLE PLOT AT 45°



FLOOD SUMMARY

	Efficiency	Lumens	Horizontal Spread	Vertical Spread
Field (10%)	95%	31,186.0	96.1	93.5
Beam (50%)	84%	27,593.2	80.4	79.8
Total	100%	32,832.0		

Mounting Height	Maximum Point	Forward Throw Distance (ft)			
		0.5 Fc	1 Fc	2Fc	5Fc
30	4.99	69	60	54	33
40	2.81	82	72	52	28
50	1.79	90	75	55	N/A
60	1.25	96	75	48	N/A

Mounting Height	Side-to-Side Distance (ft)			
	0.5 Fc	1 Fc	2Fc	5Fc
30	135	114	84	54
40	160	120	80	8
50	160	120	75	N/A
60	168	120	60	N/A

Industrial Areamaster™ Generation 2 HL LED Luminaire

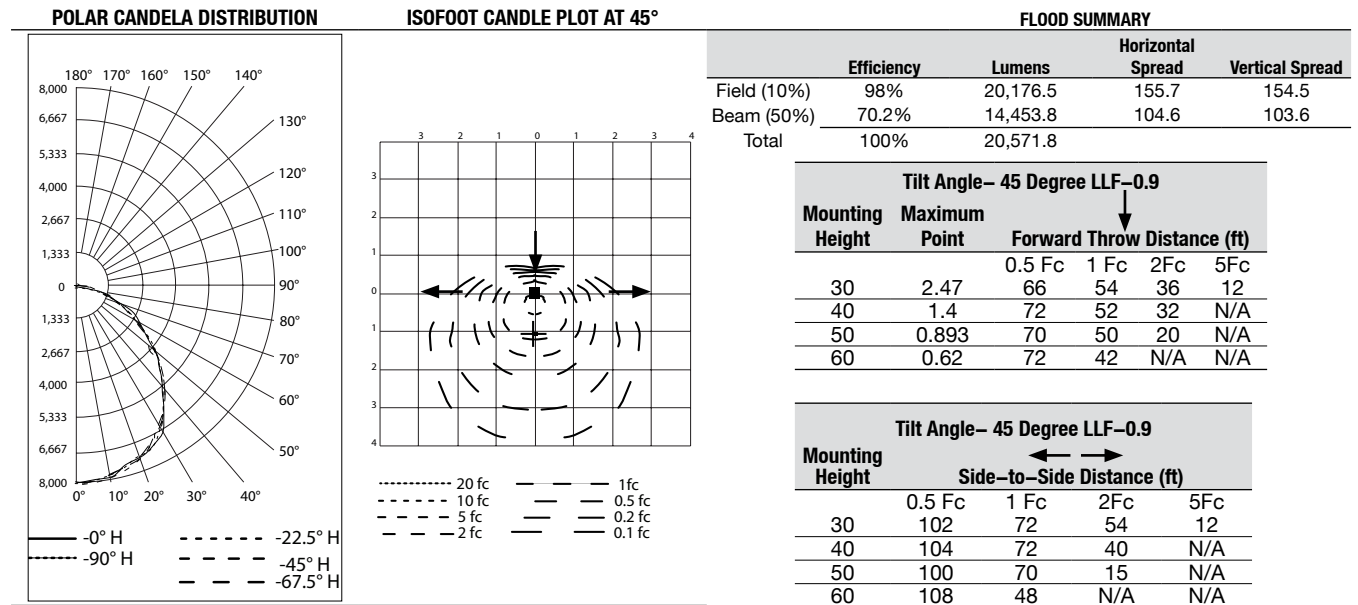
Floodlight for Ordinary Locations

NEC/CEC:
 Marine outside type (salt water) for USA Only
 Wet locations
 Type 3R, 4, 4X
 IP66/67

Photometric Data – DATA SHOWN IS ABSOLUTE

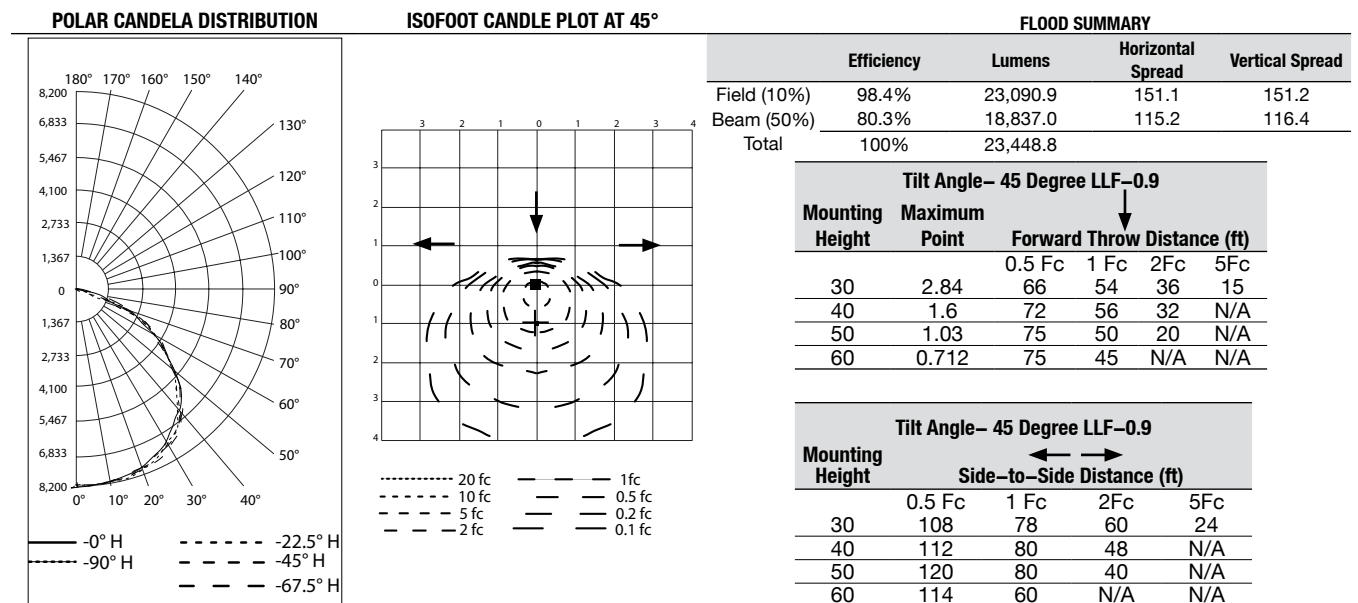
NEMA 7x7 Diffused Glass
 REPORT NUMBER: IAMLHL1CF6BU

Luminaire Lumens 20,578



NEMA 7x7 Clear Glass
 REPORT NUMBER: IAMLHL1CG6BU rotated

Luminaire Lumens 23,457



Industrial Areamaster™ Generation 2 HL LED Luminaire

Floodlight for Ordinary Locations

NEC/CEC:

Marine outside type (salt water) for USA Only

Wet locations

Type 3R, 4, 4X

IP66/67

Photometric Data – DATA SHOWN IS ABSOLUTE

NEMA 7x7 Diffused Glass

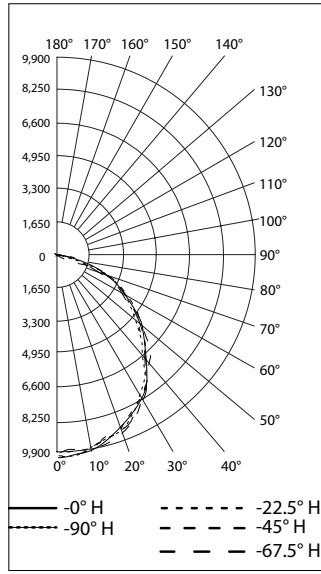
REPORT NUMBER: **IAMLHL2CF6BU**

Luminaire Lumens 25,616

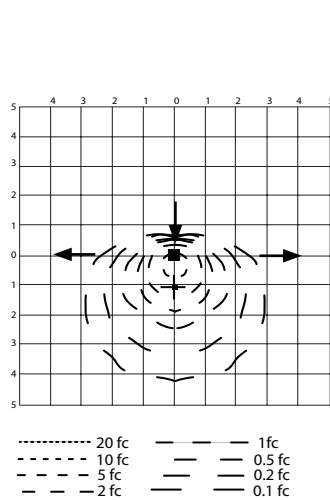
LED/FLOODLIGHTS: NEC/CEC ORDINARY LOCATION

Appleton

POLAR CANDELA DISTRIBUTION



ISOFOOT CANDLE PLOT AT 45°



FLOOD SUMMARY

	Efficiency	Lumens	Horizontal Spread	Vertical Spread
Field (10%)	98.1%	25,135.5	155.9	154.5
Beam (50%)	69.9%	17,911.8	104.6	103.7
Total	100%	25,609.0		

Tilt Angle– 45 Degree LLF–0.9

Mounting Height	Maximum Point	Forward Throw Distance (ft)			
		0.5 Fc	1 Fc	2Fc	5Fc
30	3.07	72	57	39	21
40	1.7	80	56	40	N/A
50	1.09	80	60	30	N/A
60	0.76	78	54	N/A	N/A

Tilt Angle– 45 Degree LLF–0.9

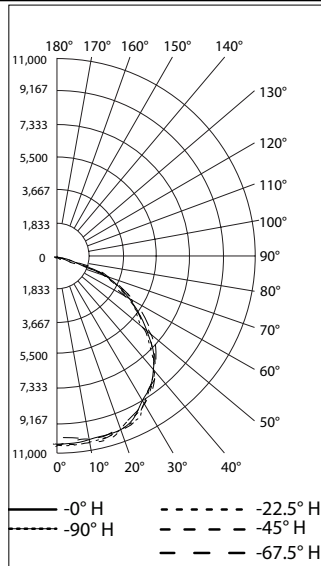
Mounting Height	Side-to-Side Distance (ft)			
	0.5 Fc	1 Fc	2Fc	5Fc
30	108	78	60	24
40	112	80	56	N/A
50	120	80	50	N/A
60	120	60	N/A	N/A

NEMA 7x7 Clear Glass

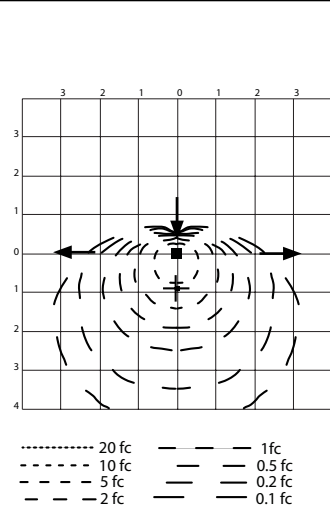
REPORT NUMBER: **IAMLHL2CG6BU**

Luminaire Lumens 30,157

POLAR CANDELA DISTRIBUTION



ISOFOOT CANDLE PLOT AT 45°



FLOOD SUMMARY

	Efficiency	Lumens	Horizontal Spread	Vertical Spread
Field (10%)	98.2%	29,616.7	151.4	145.9
Beam (50%)	81.2%	24,501.2	116.8	117.7
Total	100%	30,147.4		

Tilt Angle– 45 Degree LLF–0.9

Mounting Height	Maximum Point	Forward Throw Distance (ft)			
		0.5 Fc	1 Fc	2Fc	5Fc
30	4.17	75	57	42	24
40	2.35	80	60	40	N/A
50	1.49	80	60	30	N/A
60	1.04	84	54	24	N/A

Tilt Angle– 45 Degree LLF–0.9

Mounting Height	Side-to-Side Distance (ft)			
	0.5 Fc	1 Fc	2Fc	5Fc
30	114	84	63	30
40	120	88	64	N/A
50	120	80	50	N/A
60	120	72	30	N/A

Industrial Areamaster™ Generation 2 HL LED Luminaire

Floodlight for Ordinary Locations

NEC/CEC:

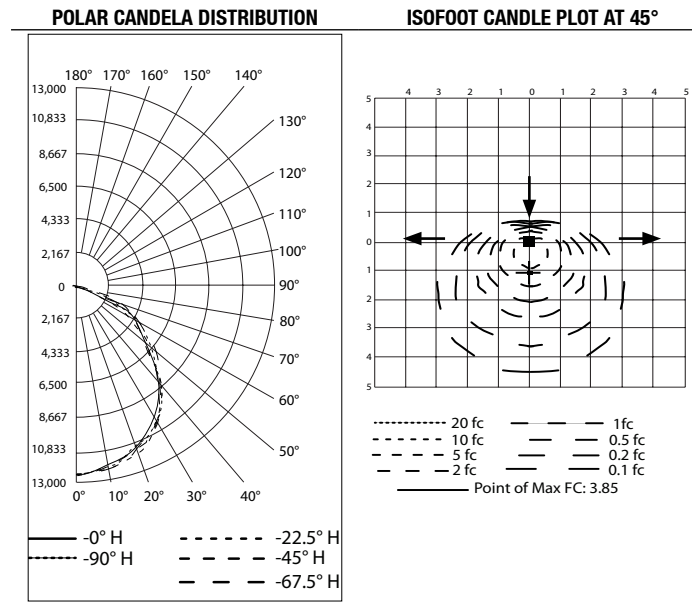
Marine outside type (salt water) for USA Only
 Wet locations
 Type 3R, 4, 4X
 IP66/67

Photometric Data – DATA SHOWN IS ABSOLUTE

NEMA 7x7 Diffused Glass

REPORT NUMBER: **IAMLHL3CF6BU rotated**

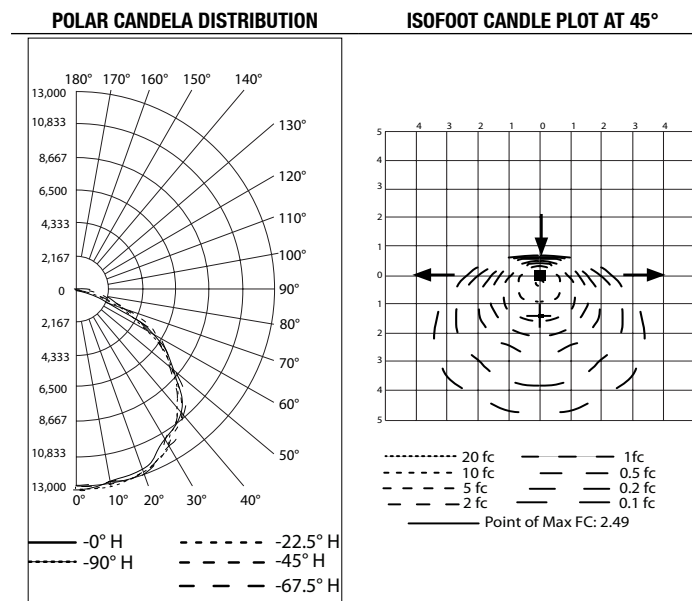
Luminaire Lumens 31,600



NEMA 7x7 Clear Glass

REPORT NUMBER: **IAMLHL3CG6BU rotated**

Luminaire Lumens 37,039



LED/FLOODLIGHTS: NEC/CEC ORDINARY LOCATION

